

Construction in Milwaukee County, WI

Contents

What is Lightcast Data?	1
Report Parameters	2
Workforce Map	3
Executive Summary	4
Supply (Jobs)	5
Demographic Details	7
Demand	9
What skills are they posting for?	20

What is Lightcast Data?

Lightcast data is a hybrid dataset derived from official government sources such as the US Census Bureau, Bureau of Economic Analysis, and Bureau of Labor Statistics. Leveraging the unique strengths of each source, our data modeling team creates an authoritative dataset that captures more than 99% of all workers in the United States. This core offering is then enriched with data from online social profiles, resumés, and job postings to give you a complete view of the workforce.

Lightcast data is frequently cited in major publications such as *The Atlantic*, *Forbes*, *Harvard Business Review*, *The New York Times*, *The Wall Street Journal*, and *USA Today*.



Report Parameters

1 Industry

23 Construction

1 County

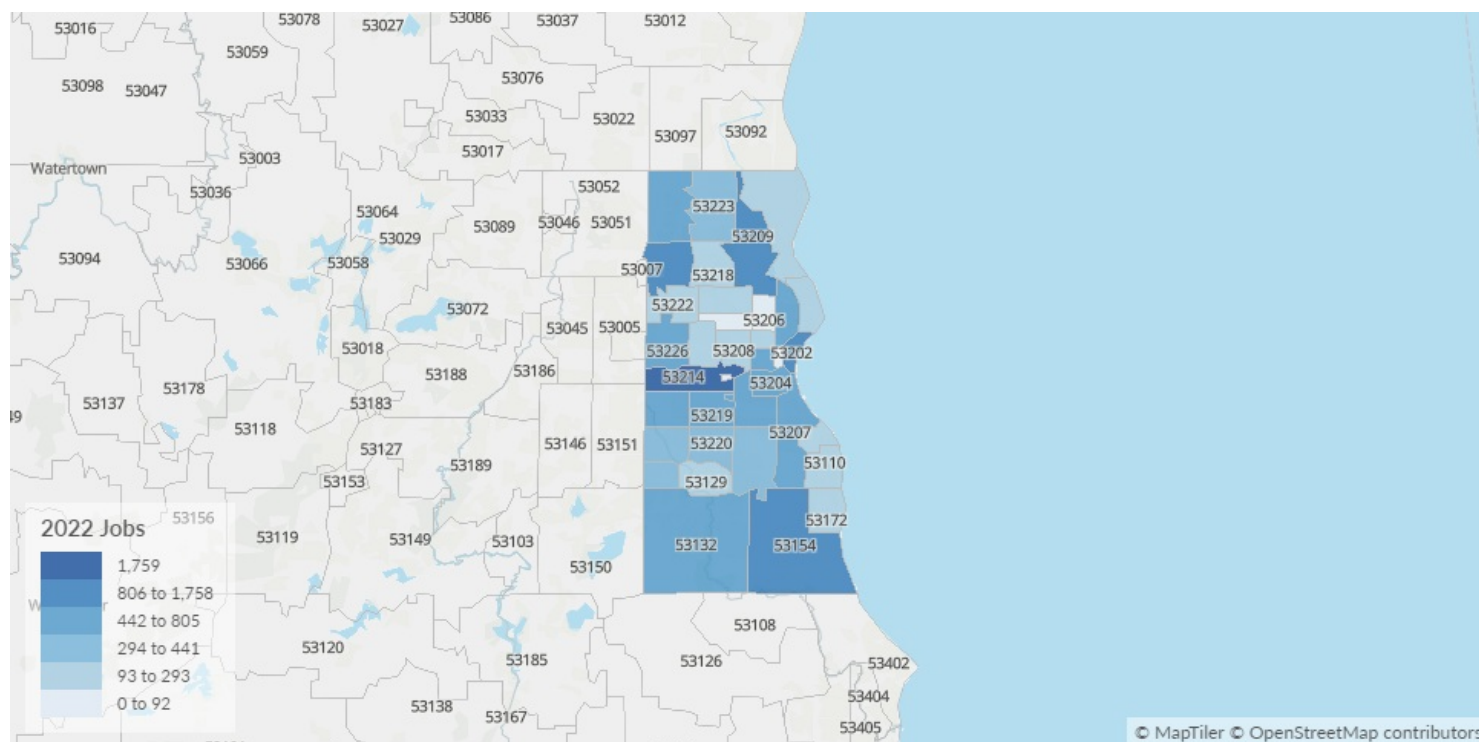
55079 Milwaukee County, WI

Class of Worker

QCEW Employees, Non-QCEW Employees, and Self-Employed

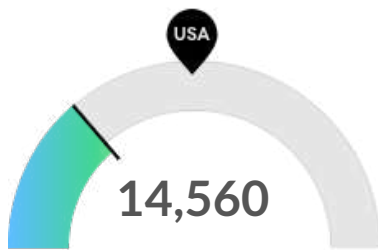
The information in this report pertains to the chosen industry and geographical area.

Workforce Map



Executive Summary

Aggressive Hiring Competition Over a Thin Supply of Regional Talent



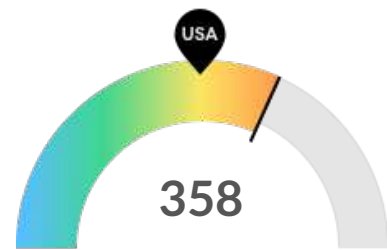
Supply (Jobs)

Milwaukee County, WI is not a hotspot for this kind of talent. The national average for an area this size is 31,465* employees, while there are 14,560 here.



Earnings Per Job

Earnings per job are about the same as the national average. The national average salary for Construction in an area this size is \$78,454, while in Milwaukee County, WI it is \$83,017. Earnings per jobs is the total industry earnings divided by the number of jobs in the industry.



Demand (Job Postings)

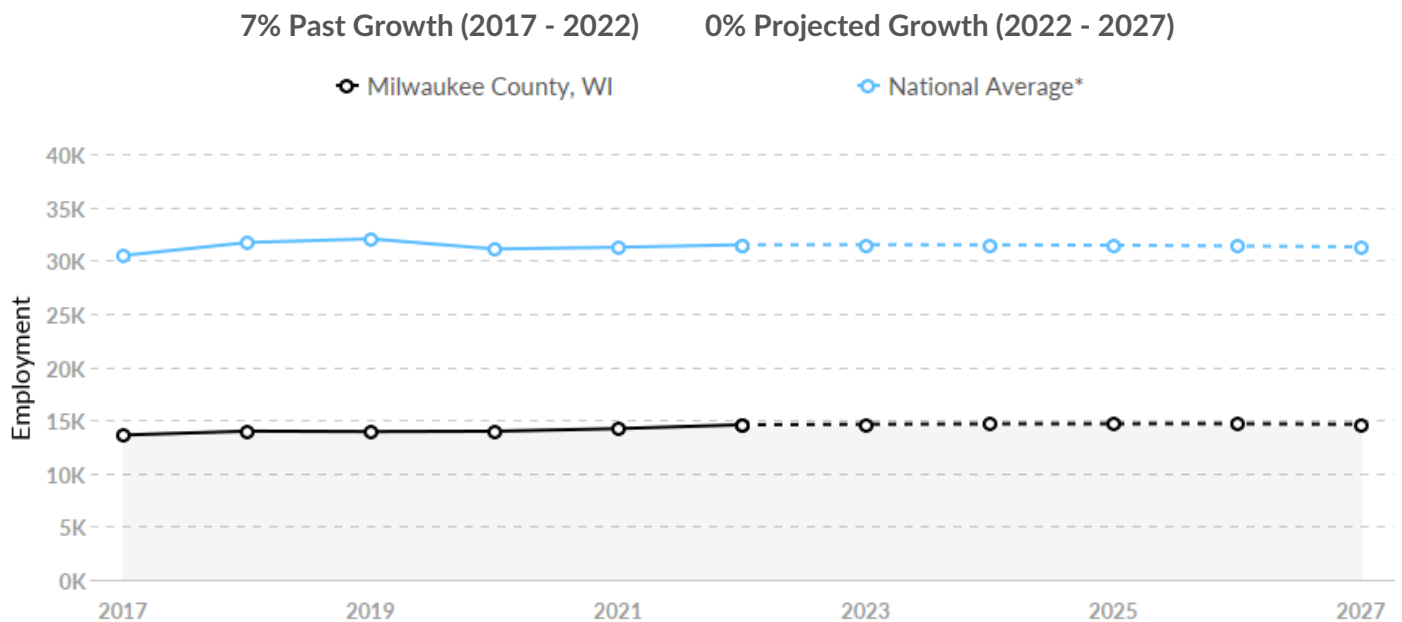
Competition from online job postings is high in Milwaukee County, WI. The national average for an area this size is 245* job postings/mo, while there are 358 here.

*National average values are derived by taking the national value for Construction and scaling it down to account for the difference in overall workforce size between the nation and Milwaukee County, WI. In other words, the values represent the national average adjusted for region size.

Supply (Jobs)

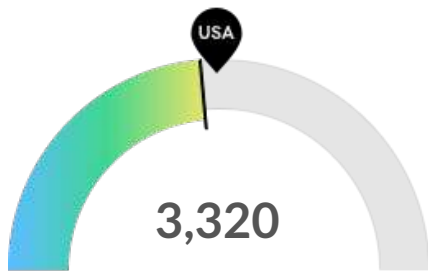
Supply Is Lower Than the National Average

The regional vs. national average employment helps you understand if the supply of Construction is a strength or weakness for Milwaukee County, WI, and how it is changing relative to the nation. An average area of this size would have 31,465* employees, while there are 14,560 here. This lower than expected supply may make it more difficult to find candidates. The gap between expected and actual employment is expected to remain roughly the same over the next 5 years.



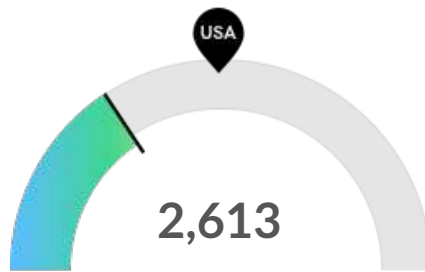
*National average values are derived by taking the national value for Construction and scaling it down to account for the difference in overall workforce size between the nation and Milwaukee County, WI. In other words, the values represent the national average adjusted for region size.

Retirement Risk Is About Average, While Overall Diversity Is Low



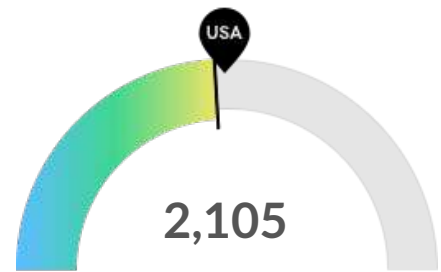
Retiring Soon

Retirement risk is about average in Milwaukee County, WI. The national average for an area this size is 3,605* employees 55 or older, while there are 3,320 here.



Racial Diversity

Racial diversity is low in Milwaukee County, WI. The national average for an area this size is 4,806* racially diverse employees, while there are 2,613 here.



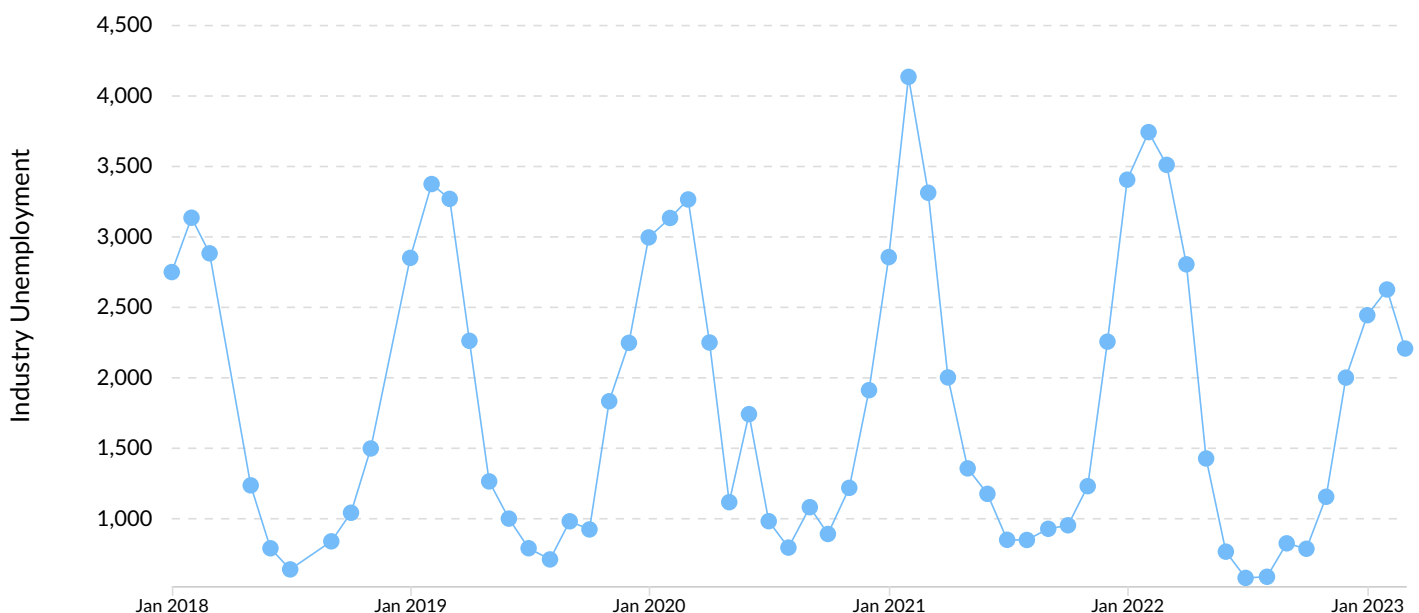
Gender Diversity

Gender diversity is about average in Milwaukee County, WI. The national average for an area this size is 2,223* female employees, while there are 2,105 here.

*National average values are derived by taking the national value for Construction and scaling it down to account for the difference in overall workforce size between the nation and Milwaukee County, WI. In other words, the values represent the national average adjusted for region size.

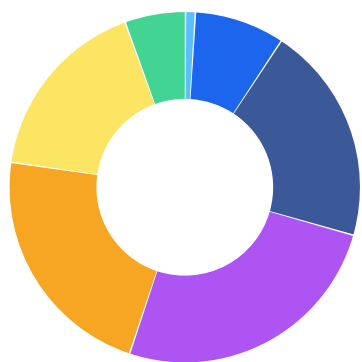
Unemployment Rate Trends

Unemployment shown at the 2-digit sector level.



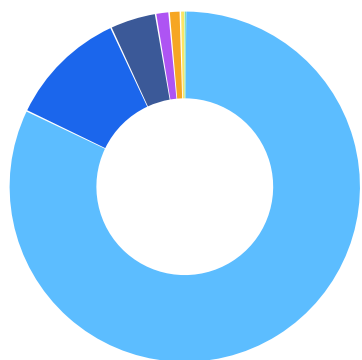
Demographic Details

Industry Age Breakdown



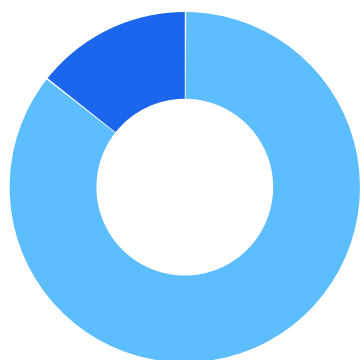
	% of Jobs	Jobs
14-18	0.9%	131
19-24	8.3%	1,210
25-34	20.1%	2,931
35-44	25.7%	3,740
45-54	22.2%	3,229
55-64	17.2%	2,507
65+	5.6%	813

Industry Race/Ethnicity Breakdown



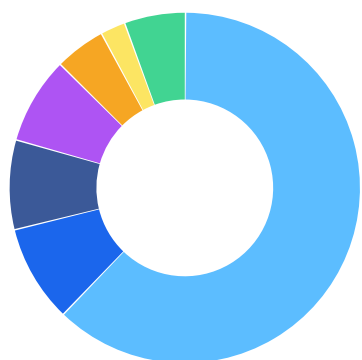
	% of Jobs	Jobs
White	82.1%	11,948
Hispanic or Latino	11.0%	1,596
Black or African American	4.2%	618
Two or More Races	1.2%	180
Asian	1.0%	150
American Indian or Alaska Native	0.4%	61
Native Hawaiian or Other Pacific Islander	0.1%	8

Industry Gender Breakdown



	% of Jobs	Jobs
● Males	85.5%	12,455
● Females	14.5%	2,105

Most Jobs are Found in the Construction and Extraction Occupations Industry Sector



Occupation	% of Industry in Occupation (2022)
● Construction and Extraction Occupations	62.1%
● Management Occupations	9.0%
● Office and Administrative Support Occupations	8.3%
● Installation, Maintenance, and Repair Occupations	8.0%
● Business and Financial Operations Occupations	4.7%
● Sales and Related Occupations	2.3%
● Other	5.6%

Demand



464 Employers Competing

All employers in the region who posted for this job over the last 12 months.








4,295 Unique Job Postings

The number of unique postings for this job over the last 12 months.



33 Day Median Duration

Posting duration is 2 days longer than what's typical in the region.

Top Companies	Unique Postings
Johnson Controls	1,347 
Regal	193 
Ps-Companies	106 
ABM Industries	105 
M. A. Mortenson Company	100 

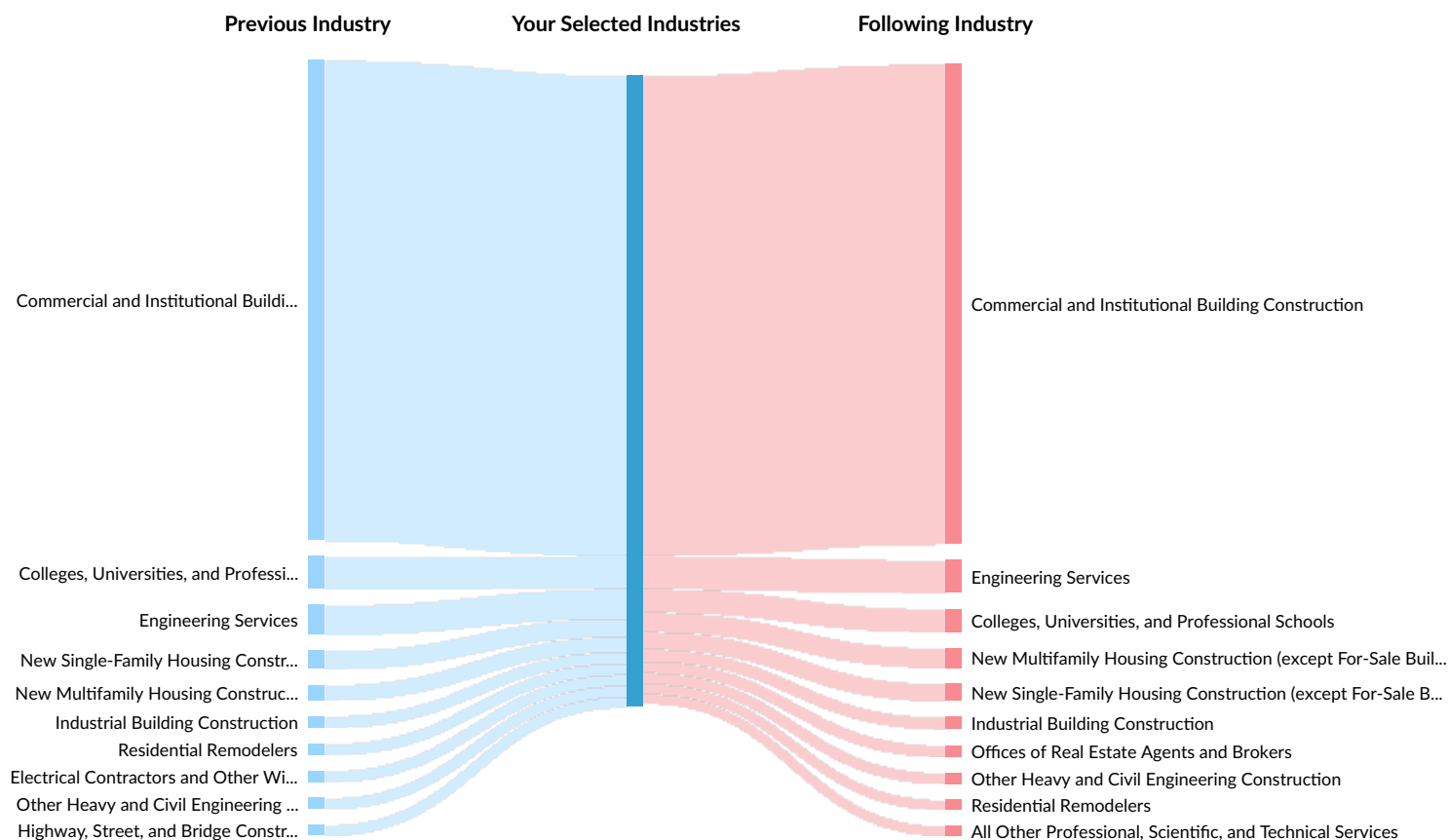
Top Job Titles	Unique Postings
Project Managers	66 
Cleaners	29 
Construction Project Managers	26 
Maintenance Technicians	25 
Field Service Technicians	24 

Industry Gain and Drain

The table below analyzes the profiles of current and past people in your selected industries. The left column shows job transitions from other industries to your selected industries. The right column shows job transitions from your selected industries to other industries.

Please note, results are only available at the national level and the 6-digit NAICS level. Also your selection has been limited to 100 industries.

The following represents the job transitions of employees in your selected industries in the United States:



Previous Industries	Transitions
Commercial and Institutional Building Construction	107,215
Colleges, Universities, and Professional Schools	7,363
Engineering Services	6,595

Previous Industries	Transitions
New Single-Family Housing Construction (except For-Sale Builders)	4,103
New Multifamily Housing Construction (except For-Sale Builders)	3,371
Industrial Building Construction	2,580
Residential Remodelers	2,504
Electrical Contractors and Other Wiring Installation Contractors	2,466
Other Heavy and Civil Engineering Construction	2,460
Highway, Street, and Bridge Construction	2,392
All Other Specialty Trade Contractors	2,194
Plumbing, Heating, and Air-Conditioning Contractors	2,138
All Other Professional, Scientific, and Technical Services	1,960
Full-Service Restaurants	1,932
Offices of Real Estate Agents and Brokers	1,880
National Security	1,785
Architectural Services	1,494
Elementary and Secondary Schools	1,362
Limited-Service Restaurants	1,277
Poured Concrete Foundation and Structure Contractors	1,210
General Medical and Surgical Hospitals	1,157
Hotels (except Casino Hotels) and Motels	1,149
Department Stores	1,136
Other Activities Related to Real Estate	1,123
Commercial Banking	1,077
Custom Computer Programming Services	1,072
Site Preparation Contractors	1,027

Previous Industries	Transitions
Insurance Agencies and Brokerages	1,016
Lessors of Residential Buildings and Dwellings	985
Administrative Management and General Management Consulting Services	971
Offices of Certified Public Accountants	944
Offices of Lawyers	897
Software Publishers	842
Employment Placement Agencies	839
Computer Systems Design Services	835
Support Activities for Oil and Gas Operations	828
Water and Sewer Line and Related Structures Construction	798
New Housing For-Sale Builders	791
Other Computer Related Services	778
Offices of Physicians (except Mental Health Specialists)	771
Supermarkets and Other Grocery (except Convenience) Stores	738
Drywall and Insulation Contractors	722
Residential Property Managers	720
Lessors of Nonresidential Buildings (except Miniwarehouses)	689
Roofing Contractors	669
All Other Miscellaneous Store Retailers (except Tobacco Stores)	639
Other Foundation, Structure, and Building Exterior Contractors	616
Other Management Consulting Services	615
Temporary Help Services	604
Other Scientific and Technical Consulting Services	591
All Other Personal Services	569

Previous Industries	Transitions
Hardware Stores	554
Oil and Gas Pipeline and Related Structures Construction	548
Religious Organizations	532
Data Processing, Hosting, and Related Services	514
Other General Government Support	510
Electronic Shopping and Mail-Order Houses	499
Marketing Consulting Services	479
Landscaping Services	461
Power and Communication Line and Related Structures Construction	460
Junior Colleges	454
Offices of Other Holding Companies	429
Couriers and Express Delivery Services	416
Home Centers	404
Wireless Telecommunications Carriers (except Satellite)	395
Finish Carpentry Contractors	386
Janitorial Services	383
Fitness and Recreational Sports Centers	380
Office Administrative Services	358
Other Miscellaneous Durable Goods Merchant Wholesalers	354
Golf Courses and Country Clubs	353
Electronics Stores	351
Direct Property and Casualty Insurance Carriers	344
Wholesale Trade Agents and Brokers	341
Family Clothing Stores	339
Framing Contractors	333

Previous Industries	Transitions
Structural Steel and Precast Concrete Contractors	327
Automobile Manufacturing	326
Industrial Machinery and Equipment Merchant Wholesalers	326
Other Building Finishing Contractors	325
Land Subdivision	324
Masonry Contractors	300
Sporting Goods Stores	296
Other Building Equipment Contractors	286
Other Building Material Dealers	286
Commercial and Industrial Machinery and Equipment (except Automotive and Electronic) Repair and Maintenance	276
Security Guards and Patrol Services	273
Search, Detection, Navigation, Guidance, Aeronautical, and Nautical System and Instrument Manufacturing	273
Painting and Wall Covering Contractors	272
Other Electric Power Generation	245
New Car Dealers	239
Electric Power Distribution	238
General Freight Trucking, Long-Distance, Truckload	235
Security Systems Services (except Locksmiths)	227
Pharmaceutical Preparation Manufacturing	217
Crude Petroleum Extraction	208
Turbine and Turbine Generator Set Units Manufacturing	207
Flooring Contractors	204
Glass and Glazing Contractors	190
Electrical Apparatus and Equipment, Wiring Supplies, and Related Equipment Merchant Wholesalers	161

Following Industries	Transitions
Commercial and Institutional Building Construction	107,215
Engineering Services	7,364
Colleges, Universities, and Professional Schools	5,207
New Multifamily Housing Construction (except For-Sale Builders)	4,367
New Single-Family Housing Construction (except For-Sale Builders)	3,873
Industrial Building Construction	2,720
Offices of Real Estate Agents and Brokers	2,569
Other Heavy and Civil Engineering Construction	2,436
Residential Remodelers	2,250
All Other Professional, Scientific, and Technical Services	2,207
Electrical Contractors and Other Wiring Installation Contractors	2,173
Highway, Street, and Bridge Construction	2,013
All Other Specialty Trade Contractors	1,970
Plumbing, Heating, and Air-Conditioning Contractors	1,807
Full-Service Restaurants	1,497
Architectural Services	1,362
General Medical and Surgical Hospitals	1,315
Elementary and Secondary Schools	1,242
Administrative Management and General Management Consulting Services	1,193
Custom Computer Programming Services	1,155
Lessors of Residential Buildings and Dwellings	1,108
Other Activities Related to Real Estate	1,098
Insurance Agencies and Brokerages	1,090
Software Publishers	1,021

Following Industries	Transitions
Site Preparation Contractors	985
Poured Concrete Foundation and Structure Contractors	977
Commercial Banking	953
Computer Systems Design Services	944
Telecommunications Resellers	939
Offices of Physicians (except Mental Health Specialists)	934
Lessors of Nonresidential Buildings (except Miniwarehouses)	934
National Security	876
Hotels (except Casino Hotels) and Motels	863
Limited-Service Restaurants	844
Offices of Certified Public Accountants	821
All Other Miscellaneous Store Retailers (except Tobacco Stores)	819
Offices of Lawyers	793
Other Computer Related Services	788
Residential Property Managers	788
Employment Placement Agencies	769
Other Management Consulting Services	752
Support Activities for Oil and Gas Operations	745
Water and Sewer Line and Related Structures Construction	744
New Housing For-Sale Builders	727
Electronic Shopping and Mail-Order Houses	651
Other Scientific and Technical Consulting Services	644
Department Stores	636
Data Processing, Hosting, and Related Services	610
Temporary Help Services	581

Following Industries	Transitions
Roofing Contractors	538
All Other Personal Services	537
Drywall and Insulation Contractors	522
Other Foundation, Structure, and Building Exterior Contractors	518
Offices of Other Holding Companies	504
Power and Communication Line and Related Structures Construction	471
Wholesale Trade Agents and Brokers	471
Oil and Gas Pipeline and Related Structures Construction	465
Other General Government Support	465
Supermarkets and Other Grocery (except Convenience) Stores	463
Marketing Consulting Services	431
Religious Organizations	424
Junior Colleges	404
Office Administrative Services	400
Search, Detection, Navigation, Guidance, Aeronautical, and Nautical System and Instrument Manufacturing	399
Automobile Manufacturing	383
Land Subdivision	382
Industrial Machinery and Equipment Merchant Wholesalers	356
Other Miscellaneous Durable Goods Merchant Wholesalers	355
Hardware Stores	348
Landscaping Services	336
Investment Advice	336
Other Electric Power Generation	329
Janitorial Services	318

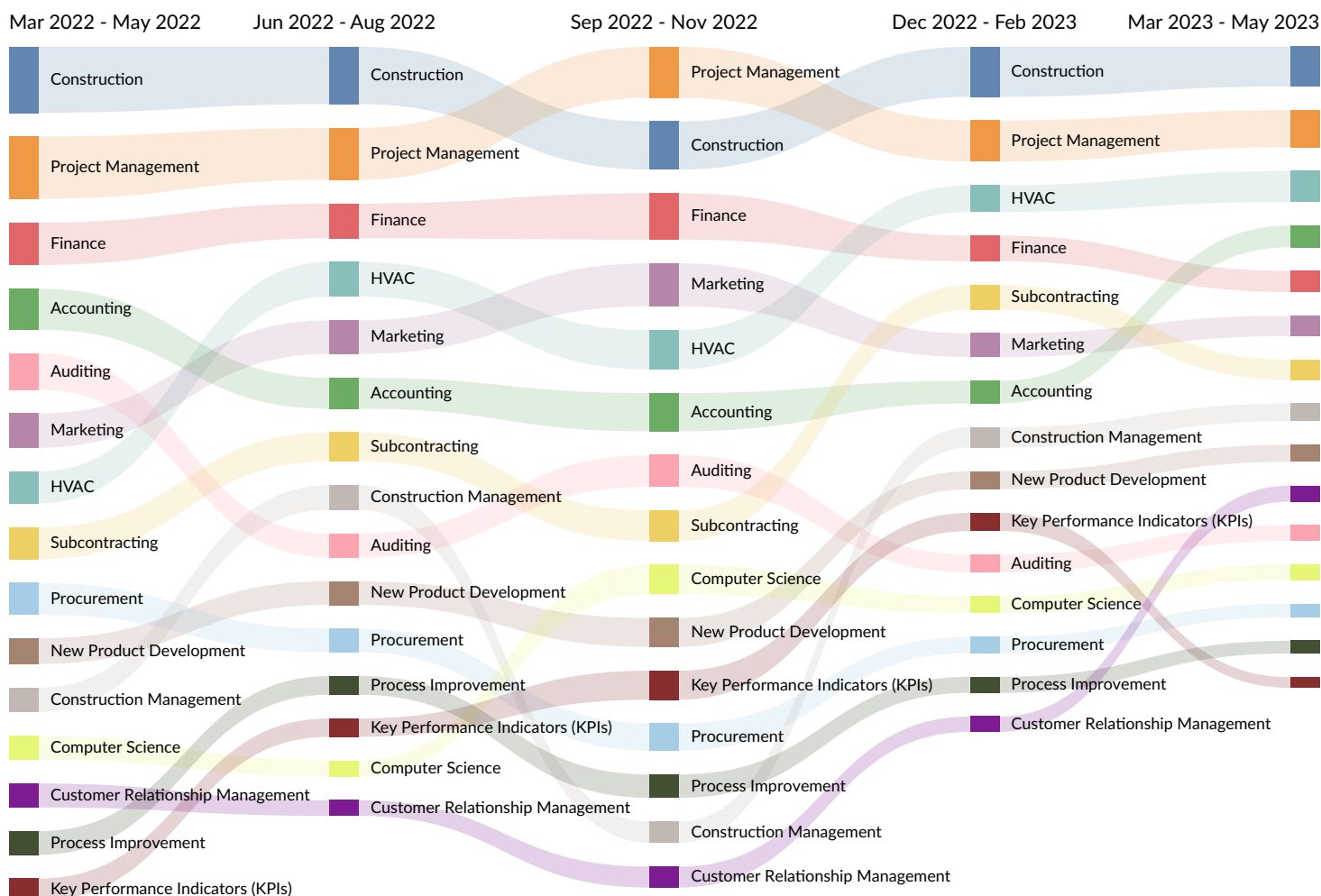
Following Industries	Transitions
Direct Property and Casualty Insurance Carriers	312
Research and Development in the Physical, Engineering, and Life Sciences (except Nanotechnology and Biotechnology)	307
Commercial and Industrial Machinery and Equipment (except Automotive and Electronic) Repair and Maintenance	304
Other Accounting Services	303
Electric Power Distribution	289
Pharmaceutical Preparation Manufacturing	284
Wireless Telecommunications Carriers (except Satellite)	281
Finish Carpentry Contractors	277
Couriers and Express Delivery Services	275
Fitness and Recreational Sports Centers	275
Freight Transportation Arrangement	267
Other Building Equipment Contractors	261
Other Building Finishing Contractors	256
Framing Contractors	247
Structural Steel and Precast Concrete Contractors	233
General Freight Trucking, Long-Distance, Truckload	222
Financial Transactions Processing, Reserve, and Clearinghouse Activities	221
Masonry Contractors	212
Electronics Stores	211
Security Guards and Patrol Services	197
Real Estate Credit	195
Painting and Wall Covering Contractors	191
Electrical Apparatus and Equipment, Wiring Supplies, and Related Equipment Merchant Wholesalers	185
Security Systems Services (except Locksmiths)	183

Following Industries	Transitions
Glass and Glazing Contractors	147
Solar Electric Power Generation	141
Flooring Contractors	131

What skills are they posting for?

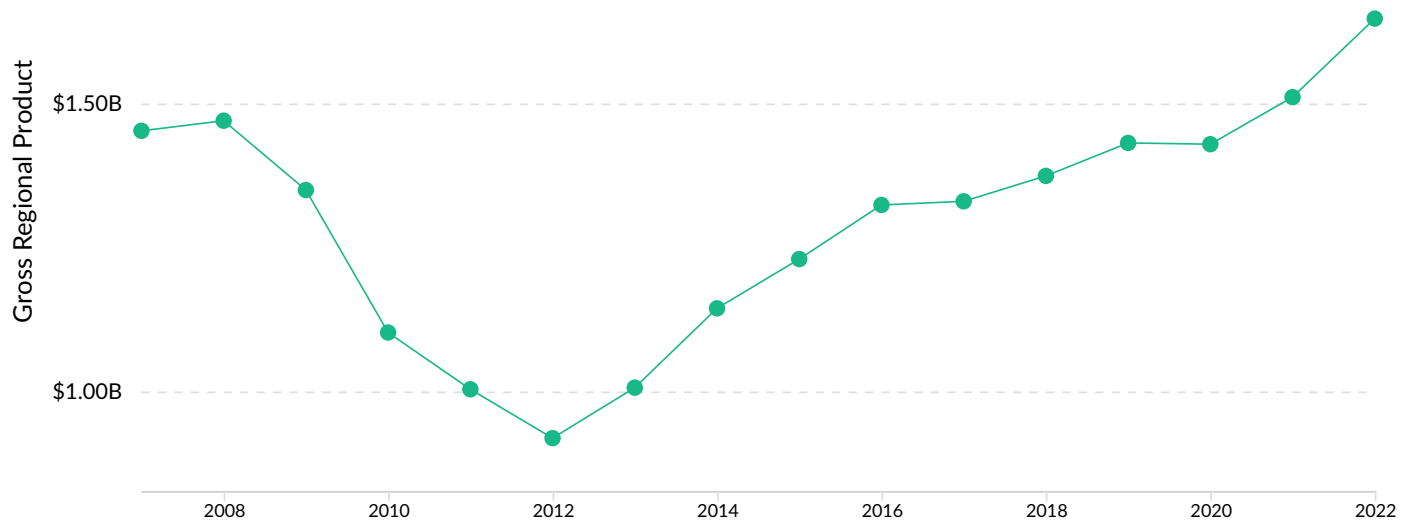
Top 15 Skills for All Job Types by Quarter

Skills help us understand the direction an industry is headed.



Gross Regional Product (GRP)

\$1.4B	\$232.1M	\$5.4M	\$1.6B
Earnings (2022)	Property Income (2022)	Taxes (2022)	Total GRP (2022)



Industry Requirements

Purchases from	In-region Purchases	Imported Purchases	Total Purchases
Home Centers	\$32,402,222	\$35,807,228	\$68,209,449
Engineering Services	\$54,420,852	\$595,870	\$55,016,723
Ready-Mix Concrete Manufacturing	\$48,461,697	\$2,009,226	\$50,470,924
Other Building Material Dealers	\$16,779,788	\$25,842,331	\$42,622,119
Petroleum Refineries	\$0	\$37,479,022	\$37,479,022