

Construction in Milwaukee County, WI



Contents

What is Lightcast Data?	1
Report Parameters	2
Workforce Map	3
Executive Summary	4
Supply (Jobs)	5
Demographic Details	7
Demand	9
What skills are they posting for?	20

What is Lightcast Data?

Lightcast data is a hybrid dataset derived from official government sources such as the US Census Bureau, Bureau of Economic Analysis, and Bureau of Labor Statistics. Leveraging the unique strengths of each source, our data modeling team creates an authoritative dataset that captures more than 99% of all workers in the United States. This core offering is then enriched with data from online social profiles, resumés, and job postings to give you a complete view of the workforce.

Lightcast data is frequently cited in major publications such as *The Atlantic*, *Forbes*, *Harvard Business Review*, *The New York Times*, *The Wall Street Journal*, and *USA Today*.



Report Parameters

1 Industry

23 Construction

1 County

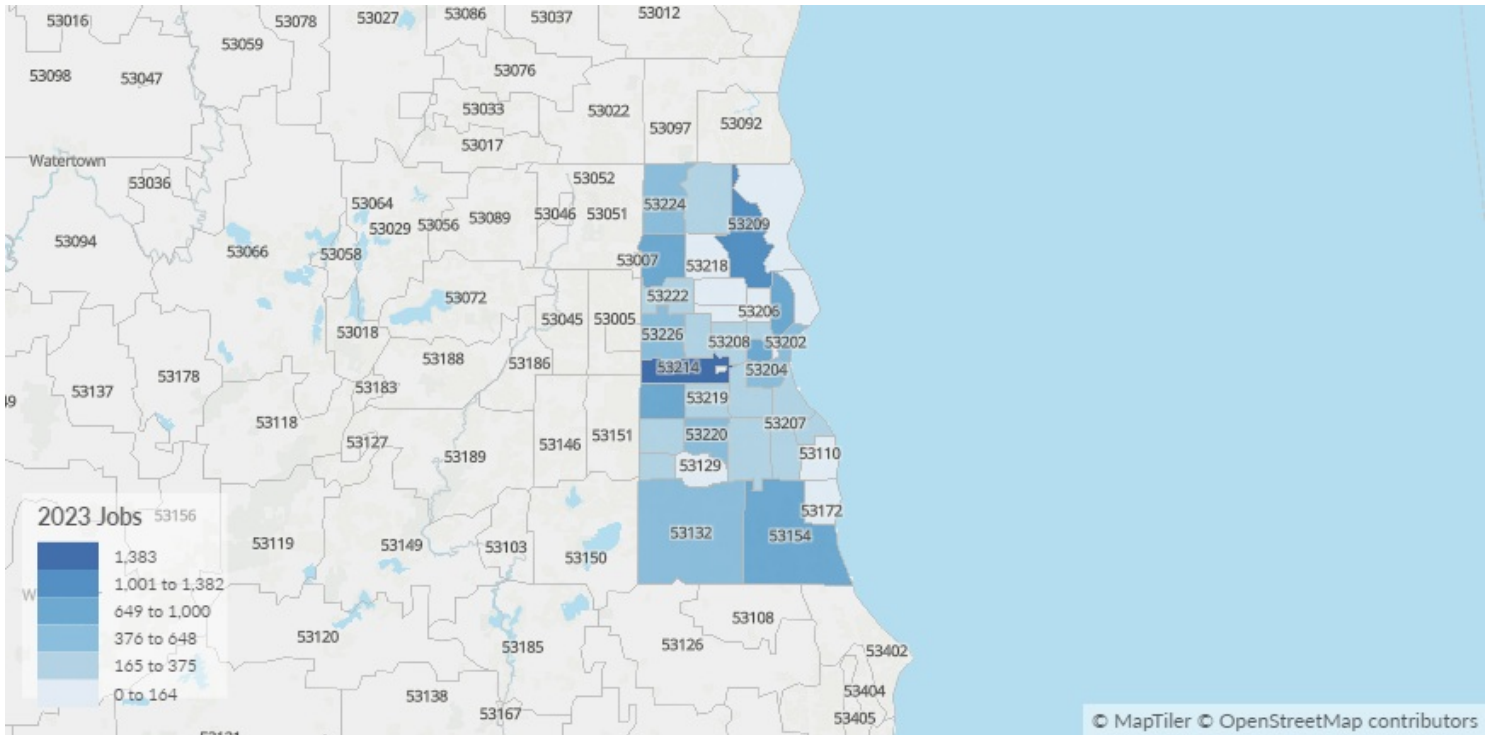
55079 Milwaukee County, WI

Class of Worker

QCEW Employees and Non-QCEW Employees

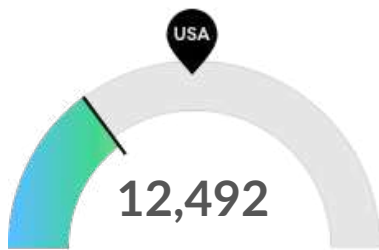
The information in this report pertains to the chosen industry and geographical area.

Workforce Map



Executive Summary

Average Hiring Competition Over a Thin Supply of Regional Talent



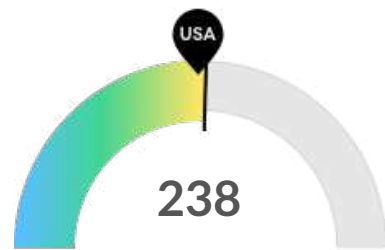
Supply (Jobs)

Milwaukee County, WI is not a hotspot for this kind of talent. The national average for an area this size is 24,583* employees, while there are 12,492 here.



Earnings Per Job

Earnings per job are about the same as the national average. The national average salary for Construction in an area this size is \$90,621, while in Milwaukee County, WI it is \$96,680. Earnings per jobs is the total industry earnings divided by the number of jobs in the industry.



Demand (Job Postings)

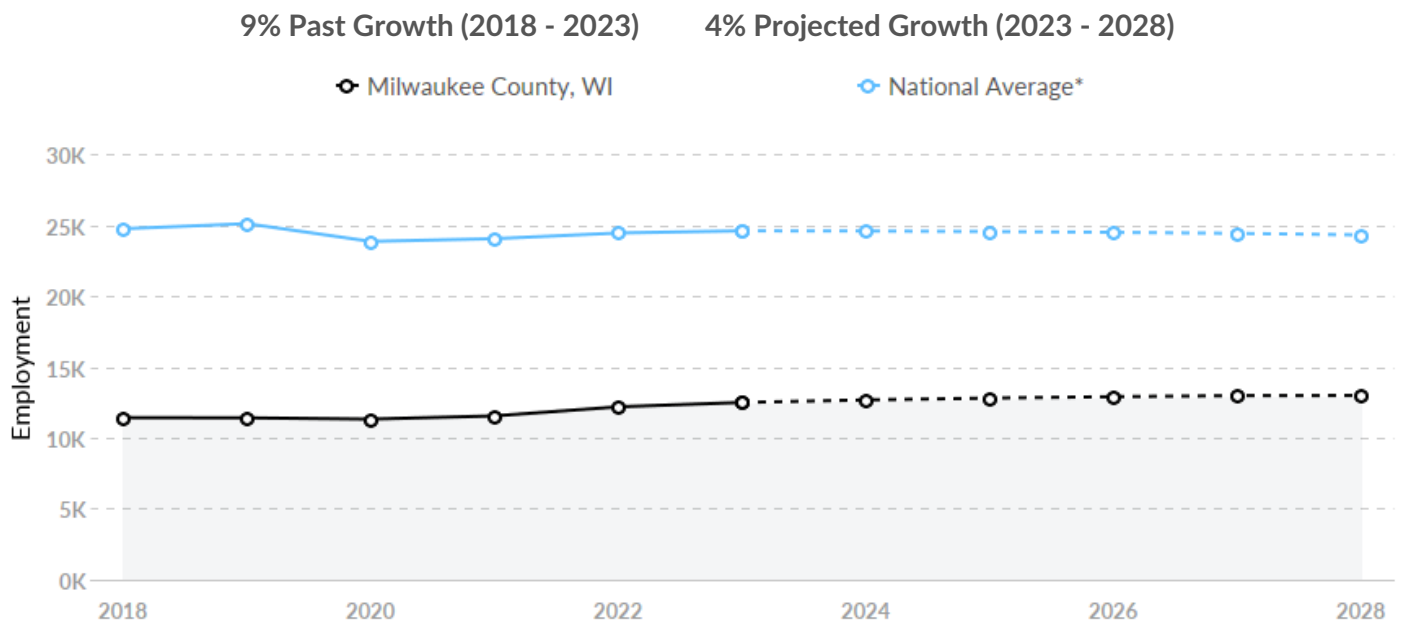
Competition from online job postings is about average in Milwaukee County, WI. The national average for an area this size is 231* job postings/mo, while there are 238 here.

*National average values are derived by taking the national value for Construction and scaling it down to account for the difference in overall workforce size between the nation and Milwaukee County, WI. In other words, the values represent the national average adjusted for region size.

Supply (Jobs)

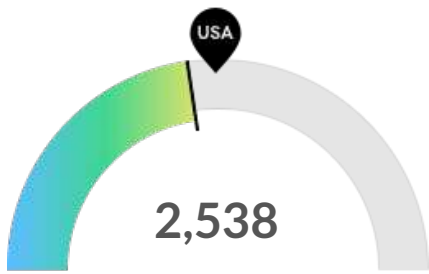
Supply Is Lower Than the National Average

The regional vs. national average employment helps you understand if the supply of Construction is a strength or weakness for Milwaukee County, WI, and how it is changing relative to the nation. An average area of this size would have 24,583* employees, while there are 12,492 here. This lower than expected supply may make it more difficult to find candidates. The gap between expected and actual employment is expected to remain roughly the same over the next 5 years.



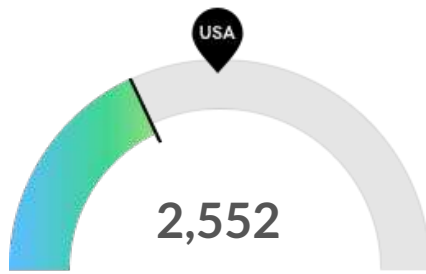
*National average values are derived by taking the national value for Construction and scaling it down to account for the difference in overall workforce size between the nation and Milwaukee County, WI. In other words, the values represent the national average adjusted for region size.

Retirement Risk Is Low, While Overall Diversity Is Low



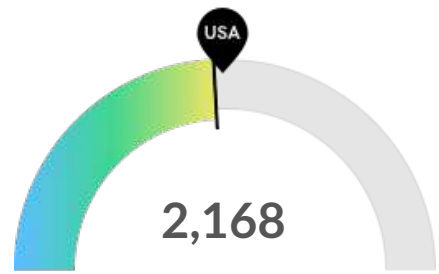
Retiring Soon

Retirement risk is low in Milwaukee County, WI. The national average for an area this size is 2,910* employees 55 or older, while there are 2,538 here.



Racial Diversity

Racial diversity is low in Milwaukee County, WI. The national average for an area this size is 3,954* racially diverse employees, while there are 2,552 here.



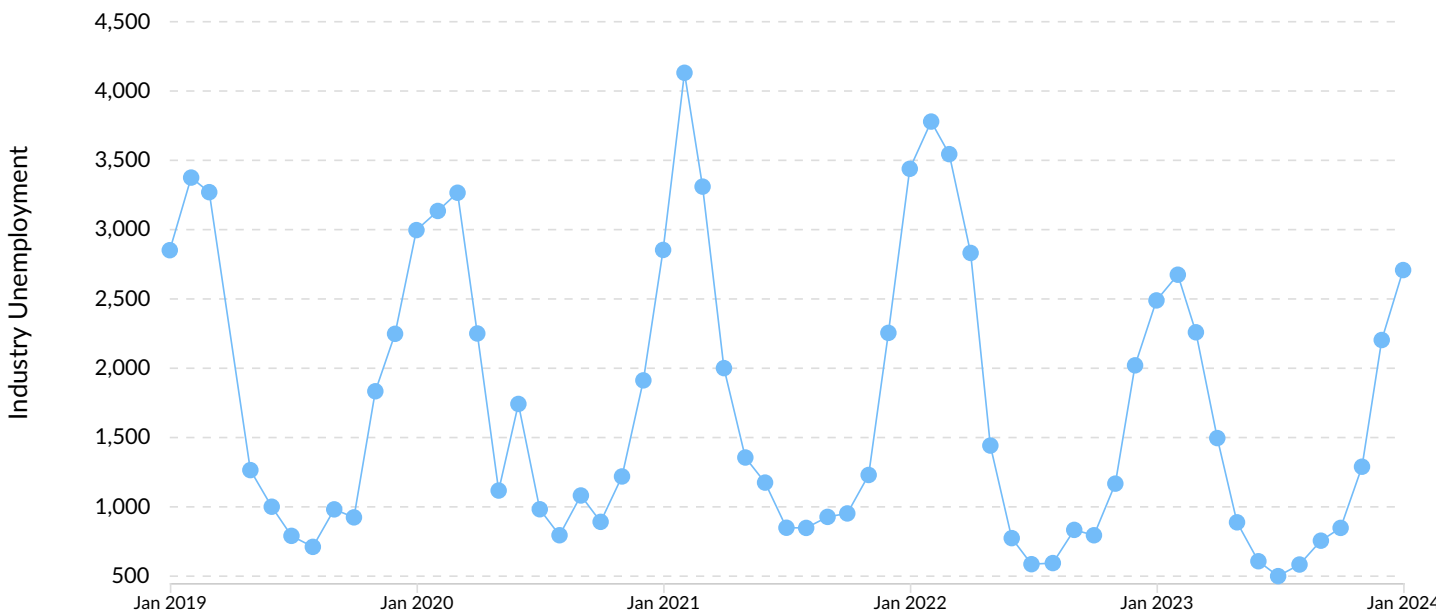
Gender Diversity

Gender diversity is about average in Milwaukee County, WI. The national average for an area this size is 2,277* female employees, while there are 2,168 here.

*National average values are derived by taking the national value for Construction and scaling it down to account for the difference in overall workforce size between the nation and Milwaukee County, WI. In other words, the values represent the national average adjusted for region size.

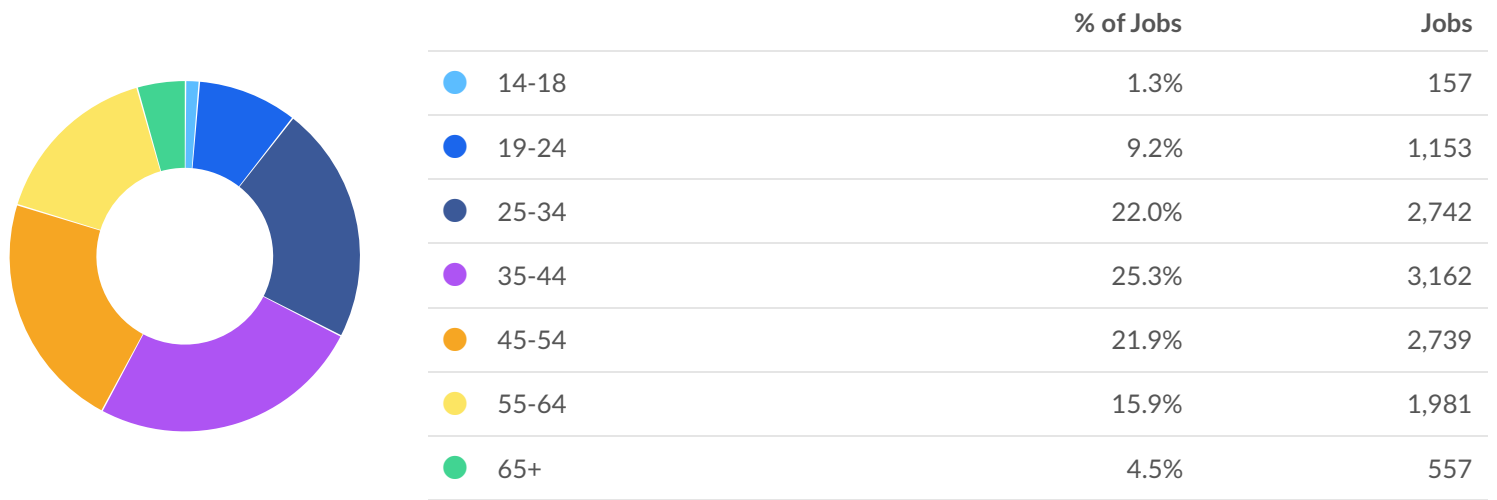
Unemployment Rate Trends

Unemployment shown at the 2-digit sector level.

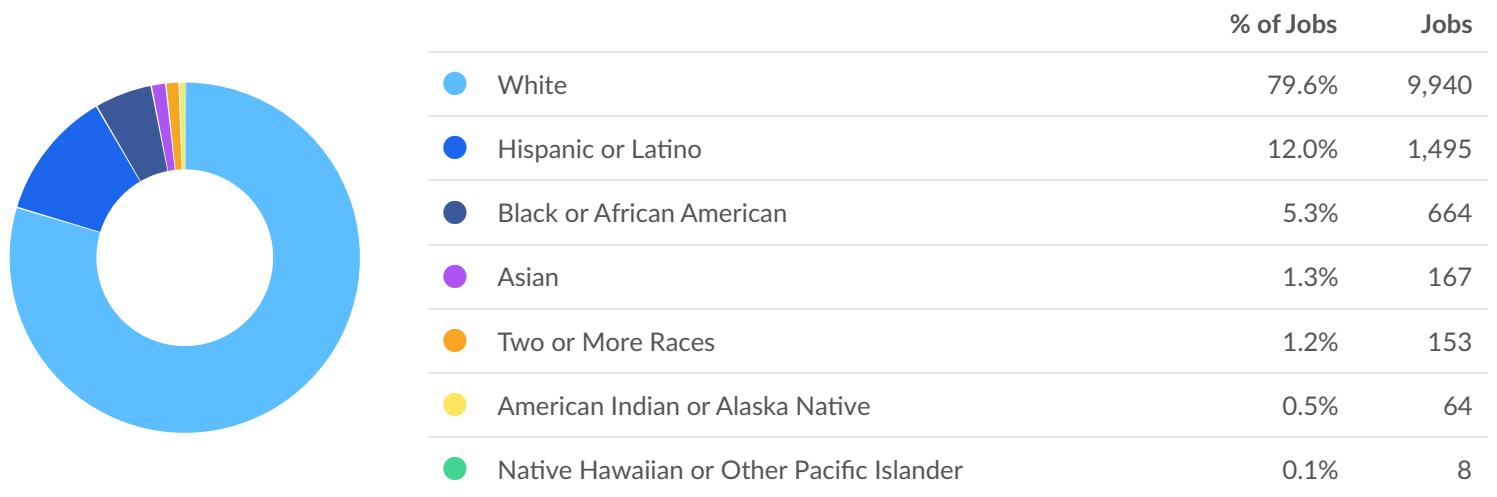


Demographic Details

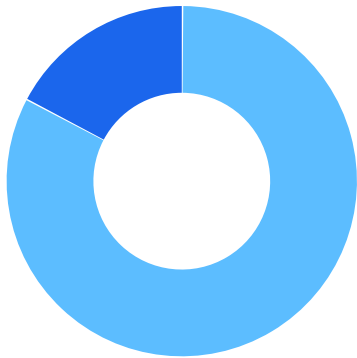
Industry Age Breakdown



Industry Race/Ethnicity Breakdown

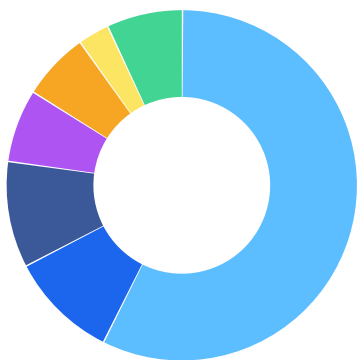


Industry Gender Breakdown



	% of Jobs	Jobs
● Males	82.6%	10,324
● Females	17.4%	2,168

Most Jobs are Found in the Construction and Extraction Occupations Industry Sector



Occupation	% of Industry in Occupation (2023)
● Construction and Extraction Occupations	57.3%
● Office and Administrative Support Occupations	10.0%
● Installation, Maintenance, and Repair Occupations	9.8%
● Business and Financial Operations Occupations	6.7%
● Management Occupations	6.2%
● Sales and Related Occupations	2.9%
● Other	7.0%

Demand



500 Employers Competing

All employers in the region who posted for this job over the last 12 months.



2,854 Unique Job Postings

The number of unique postings for this job over the last 12 months.



31 Day Median Duration

Posting duration is 2 days longer than what's typical in the region.

Top Companies	Unique Postings
Johnson Controls	477
Milwaukee Rescue Mission	90
AmeriPro Roofing	62
J F Ahern Company	58
Michels Corporation	56

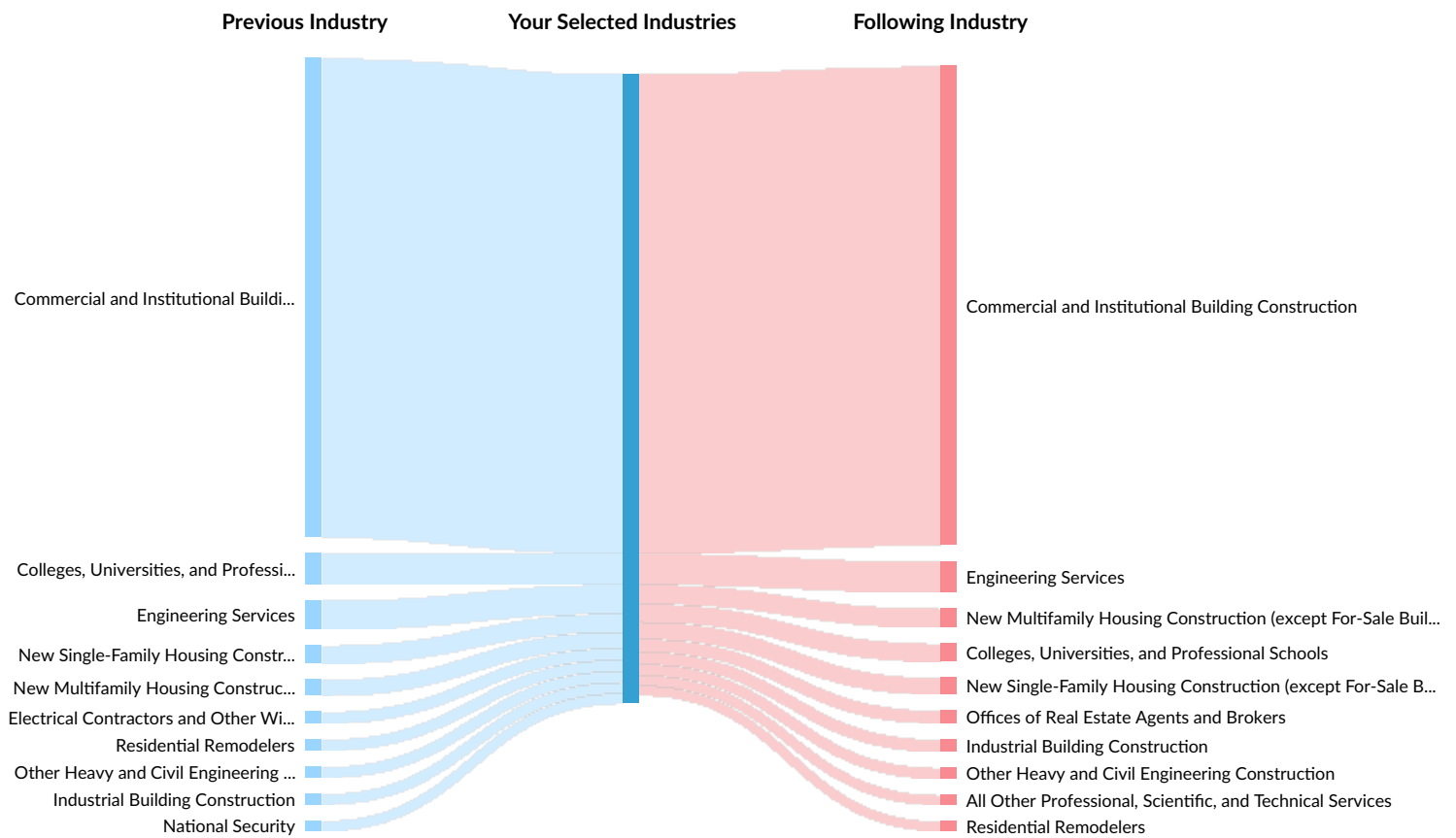
Top Job Titles	Unique Postings
Project Managers	38
Outside Sales Representatives	23
Construction Project Managers	22
General Laborers	21
Field Sales Representatives	19

Industry Gain and Drain

The table below analyzes the profiles of current and past people in your selected industries. The left column shows job transitions from other industries to your selected industries. The right column shows job transitions from your selected industries to other industries.

Please note, results are only available at the national level and the 6-digit NAICS level. Also your selection has been limited to 100 industries.

The following represents the job transitions of employees in your selected industries in the United States:



Previous Industries	Transitions
Commercial and Institutional Building Construction	111,332
Colleges, Universities, and Professional Schools	7,230
Engineering Services	6,738

Previous Industries	Transitions
New Single-Family Housing Construction (except For-Sale Builders)	4,252
New Multifamily Housing Construction (except For-Sale Builders)	3,755
Electrical Contractors and Other Wiring Installation Contractors	2,718
Residential Remodelers	2,624
Other Heavy and Civil Engineering Construction	2,583
Industrial Building Construction	2,522
National Security	2,416
Offices of Real Estate Agents and Brokers	2,356
Full-Service Restaurants	2,341
Plumbing, Heating, and Air-Conditioning Contractors	2,338
All Other Specialty Trade Contractors	2,293
Highway, Street, and Bridge Construction	2,208
All Other Professional, Scientific, and Technical Services	2,161
Architectural Services	1,672
Elementary and Secondary Schools	1,623
Limited-Service Restaurants	1,518
Hotels (except Casino Hotels) and Motels	1,488
General Medical and Surgical Hospitals	1,486
Administrative Management and General Management Consulting Services	1,338
Custom Computer Programming Services	1,297
Poured Concrete Foundation and Structure Contractors	1,276
Commercial Banking	1,267
All Other Miscellaneous Retailers	1,234
Employment Placement Agencies	1,160

Previous Industries	Transitions
Clothing and Clothing Accessories Retailers	1,145
Other Activities Related to Real Estate	1,134
Lessors of Residential Buildings and Dwellings	1,072
Site Preparation Contractors	1,069
Insurance Agencies and Brokerages	1,057
Computer Systems Design Services	1,001
Software Publishers	970
Offices of Physicians (except Mental Health Specialists)	949
Supermarkets and Other Grocery Retailers (except Convenience Retailers)	944
Department Stores	930
Other Computer Related Services	919
Offices of Lawyers	899
Other Management Consulting Services	860
Offices of Certified Public Accountants	853
Support Activities for Oil and Gas Operations	820
Drywall and Insulation Contractors	798
Water and Sewer Line and Related Structures Construction	795
New Housing For-Sale Builders	765
Roofing Contractors	751
Residential Property Managers	748
Lessors of Nonresidential Buildings (except Miniwarehouses)	720
Temporary Help Services	710
All Other Personal Services	702
Other General Government Support	653
Hardware Retailers	653

Previous Industries	Transitions
Computing Infrastructure Providers, Data Processing, Web Hosting, and Related Services	652
Office Administrative Services	609
Landscaping Services	602
Oil and Gas Pipeline and Related Structures Construction	595
Other Foundation, Structure, and Building Exterior Contractors	590
Religious Organizations	587
Other Scientific and Technical Consulting Services	585
Home Centers	534
Warehouse Clubs and Supercenters	534
Electronics and Appliance Retailers	523
Marketing Consulting Services	520
Couriers and Express Delivery Services	512
Power and Communication Line and Related Structures Construction	496
Fitness and Recreational Sports Centers	479
Junior Colleges	477
Janitorial Services	457
Portfolio Management and Investment Advice	448
All Other Support Services	440
Industrial Machinery and Equipment Merchant Wholesalers	428
Wireless Telecommunications Carriers (except Satellite)	423
Land Subdivision	420
Golf Courses and Country Clubs	413
Security Guards and Patrol Services	410
Framing Contractors	409

Previous Industries	Transitions
Wholesale Trade Agents and Brokers	402
New Car Dealers	402
Finish Carpentry Contractors	401
Other Accounting Services	390
Advertising Agencies	387
Offices of Other Holding Companies	382
Sporting Goods Retailers	374
Painting and Wall Covering Contractors	362
Structural Steel and Precast Concrete Contractors	357
Masonry Contractors	353
Other Building Finishing Contractors	344
Automobile and Light Duty Motor Vehicle Manufacturing	341
Other Miscellaneous Durable Goods Merchant Wholesalers	333
Search, Detection, Navigation, Guidance, Aeronautical, and Nautical System and Instrument Manufacturing	328
Other Building Equipment Contractors	321
Motion Picture and Video Production	312
General Freight Trucking, Long-Distance, Truckload	311
Commercial and Industrial Machinery and Equipment (except Automotive and Electronic) Repair and Maintenance	302
Security Systems Services (except Locksmiths)	254
Other Electric Power Generation	247
Flooring Contractors	236
Electrical Apparatus and Equipment, Wiring Supplies, and Related Equipment Merchant Wholesalers	225
Real Estate Credit	209
Glass and Glazing Contractors	202

Following Industries	Transitions
Commercial and Institutional Building Construction	111,332
Engineering Services	7,205
New Multifamily Housing Construction (except For-Sale Builders)	4,464
Colleges, Universities, and Professional Schools	4,245
New Single-Family Housing Construction (except For-Sale Builders)	3,930
Offices of Real Estate Agents and Brokers	3,004
Industrial Building Construction	2,845
Other Heavy and Civil Engineering Construction	2,597
All Other Professional, Scientific, and Technical Services	2,400
Residential Remodelers	2,304
Electrical Contractors and Other Wiring Installation Contractors	2,296
All Other Specialty Trade Contractors	2,102
Plumbing, Heating, and Air-Conditioning Contractors	1,982
Highway, Street, and Bridge Construction	1,974
Full-Service Restaurants	1,760
Other Management Consulting Services	1,720
General Medical and Surgical Hospitals	1,694
Administrative Management and General Management Consulting Services	1,597
All Other Miscellaneous Retailers	1,522
Elementary and Secondary Schools	1,495
Architectural Services	1,447
Custom Computer Programming Services	1,382
Other Activities Related to Real Estate	1,217
Software Publishers	1,181

Following Industries	Transitions
Offices of Physicians (except Mental Health Specialists)	1,139
Insurance Agencies and Brokerages	1,124
Lessors of Residential Buildings and Dwellings	1,124
Employment Placement Agencies	1,094
Hotels (except Casino Hotels) and Motels	1,094
Poured Concrete Foundation and Structure Contractors	1,046
Computer Systems Design Services	1,034
National Security	1,025
Commercial Banking	1,019
Site Preparation Contractors	970
Lessors of Nonresidential Buildings (except Miniwarehouses)	964
Other Computer Related Services	855
Limited-Service Restaurants	854
Residential Property Managers	796
New Housing For-Sale Builders	789
Water and Sewer Line and Related Structures Construction	778
Computing Infrastructure Providers, Data Processing, Web Hosting, and Related Services	739
Office Administrative Services	727
Offices of Lawyers	717
Offices of Certified Public Accountants	709
Support Activities for Oil and Gas Operations	682
Other General Government Support	669
Clothing and Clothing Accessories Retailers	659
Roofing Contractors	637
Other Scientific and Technical Consulting Services	614

Following Industries	Transitions
Temporary Help Services	612
All Other Personal Services	596
Drywall and Insulation Contractors	585
Power and Communication Line and Related Structures Construction	568
Supermarkets and Other Grocery Retailers (except Convenience Retailers)	563
Portfolio Management and Investment Advice	520
Department Stores	517
Land Subdivision	499
Oil and Gas Pipeline and Related Structures Construction	484
Other Foundation, Structure, and Building Exterior Contractors	480
Search, Detection, Navigation, Guidance, Aeronautical, and Nautical System and Instrument Manufacturing	470
Offices of Other Holding Companies	466
Marketing Consulting Services	465
Junior Colleges	465
Religious Organizations	451
Landscaping Services	445
Industrial Machinery and Equipment Merchant Wholesalers	417
Hardware Retailers	408
Automobile and Light Duty Motor Vehicle Manufacturing	405
Wholesale Trade Agents and Brokers	401
Janitorial Services	391
Advertising Agencies	389
Other Electric Power Generation	369
All Other Support Services	362

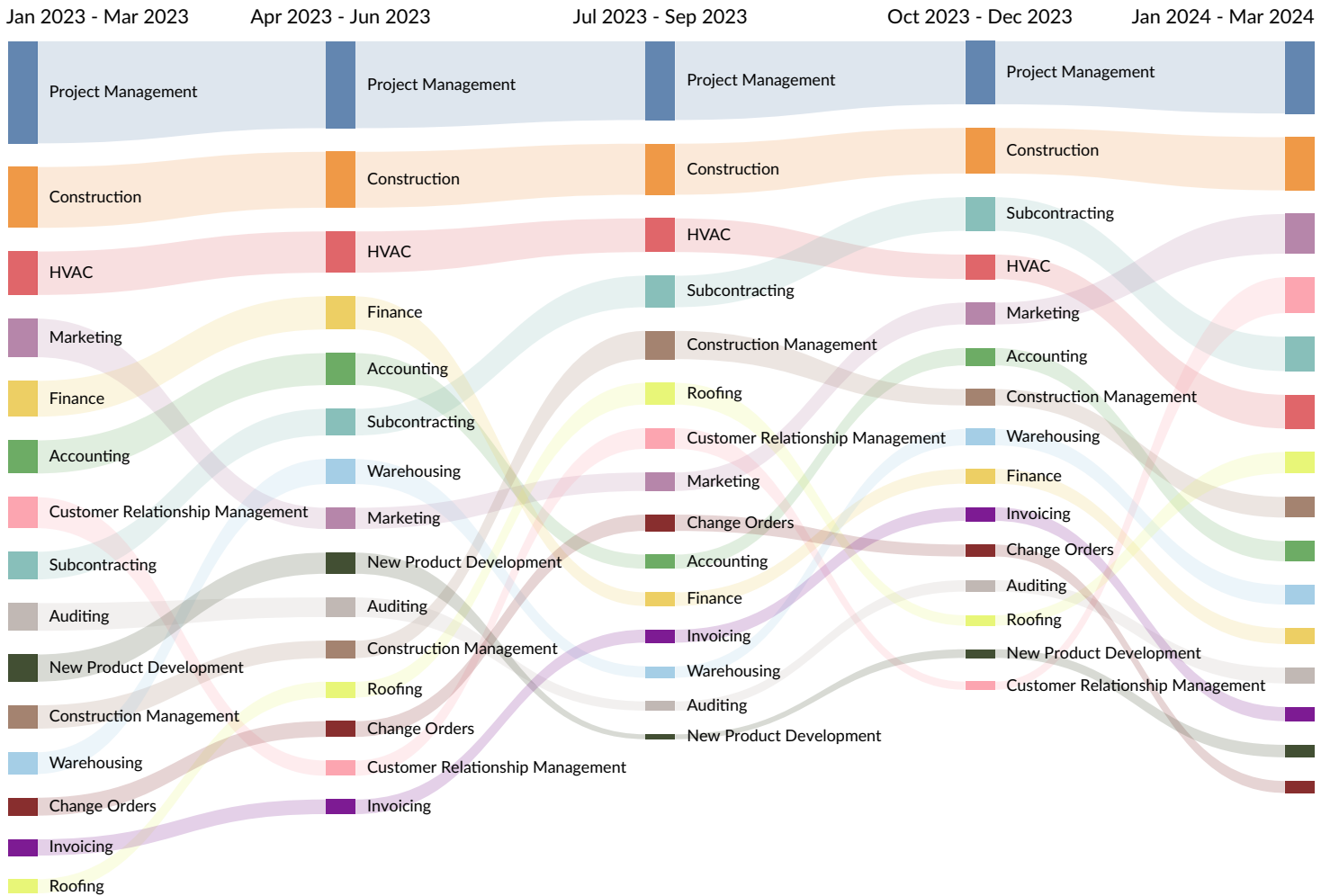
Following Industries	Transitions
Other Accounting Services	359
Couriers and Express Delivery Services	358
Framing Contractors	352
Commercial and Industrial Machinery and Equipment (except Automotive and Electronic) Repair and Maintenance	343
Electronics and Appliance Retailers	338
Other Miscellaneous Durable Goods Merchant Wholesalers	337
Research and Development in the Physical, Engineering, and Life Sciences (except Nanotechnology and Biotechnology)	334
Electric Power Distribution	316
Direct Property and Casualty Insurance Carriers	311
Other Building Equipment Contractors	310
Motion Picture and Video Production	306
Finish Carpentry Contractors	305
Telecommunications Resellers	305
Pharmaceutical Preparation Manufacturing	302
Fitness and Recreational Sports Centers	292
Painting and Wall Covering Contractors	278
Other Building Finishing Contractors	274
Electrical Apparatus and Equipment, Wiring Supplies, and Related Equipment Merchant Wholesalers	266
General Freight Trucking, Long-Distance, Truckload	259
Structural Steel and Precast Concrete Contractors	252
Wireless Telecommunications Carriers (except Satellite)	250
Masonry Contractors	246
Security Systems Services (except Locksmiths)	219
Real Estate Credit	209

Following Industries	Transitions
Glass and Glazing Contractors	164
Solar Electric Power Generation	161
Flooring Contractors	159

What skills are they posting for?

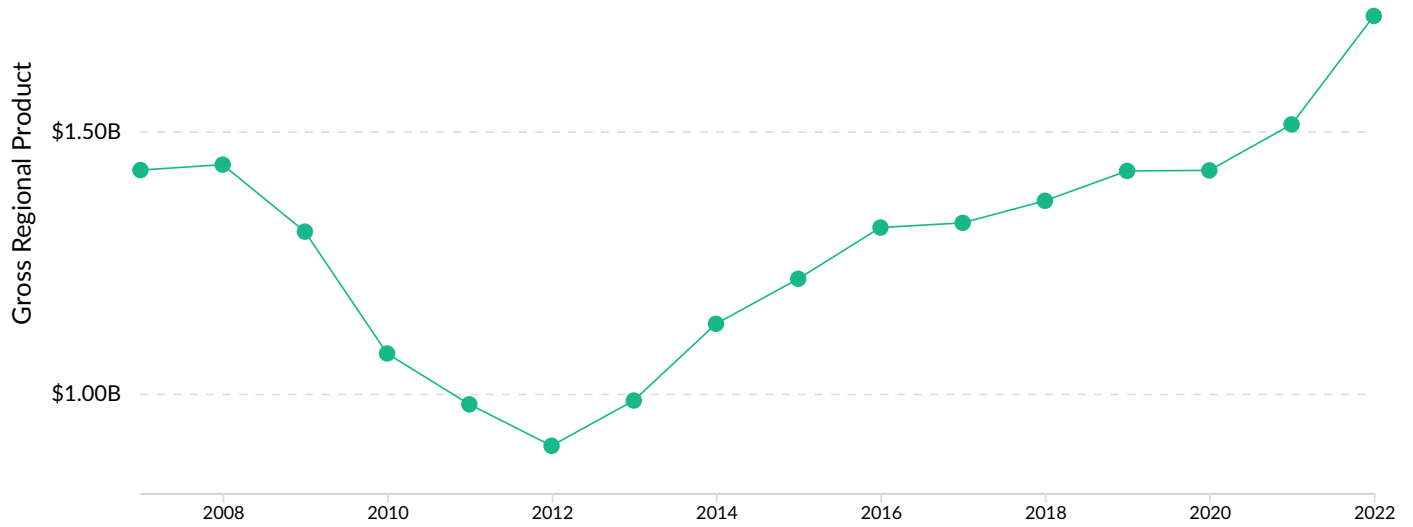
Top 15 Skills for All Job Types by Quarter

Skills help us understand the direction an industry is headed.



Gross Regional Product (GRP)

\$1.4B	\$276.1M	\$10.3M	\$1.7B
Earnings (2022)	Property Income (2022)	Taxes (2022)	Total GRP (2022)



Industry Requirements

Purchases from	In-region Purchases	Imported Purchases	Total Purchases
Home Centers	\$27,675,489	\$32,224,449	\$59,899,939
Engineering Services	\$56,045,858	\$704,240	\$56,750,098
Ready-Mix Concrete Manufacturing	\$49,609,871	\$1,608,256	\$51,218,127
Other Building Material Dealers	\$13,822,398	\$28,838,085	\$42,660,483
Petroleum Refineries	\$0	\$38,917,223	\$38,917,223