

# 2 Industries

## in Milwaukee County, WI



# Contents

What is Lightcast Data? .....	1
Report Parameters .....	2
Workforce Map .....	3
Executive Summary .....	4
Supply (Jobs) .....	5
Demographic Details .....	7
Demand .....	9
What skills are they posting for? .....	20

## What is Lightcast Data?

Lightcast data is a hybrid dataset derived from official government sources such as the US Census Bureau, Bureau of Economic Analysis, and Bureau of Labor Statistics. Leveraging the unique strengths of each source, our data modeling team creates an authoritative dataset that captures more than 99% of all workers in the United States. This core offering is then enriched with data from online social profiles, resumés, and job postings to give you a complete view of the workforce.

Lightcast data is frequently cited in major publications such as *The Atlantic*, *Forbes*, *Harvard Business Review*, *The New York Times*, *The Wall Street Journal*, and *USA Today*.



## Report Parameters

### 2 Industries

52 Finance and Insurance

---

53 Real Estate and Rental and Leasing

---

### 1 County

55079 Milwaukee County, WI

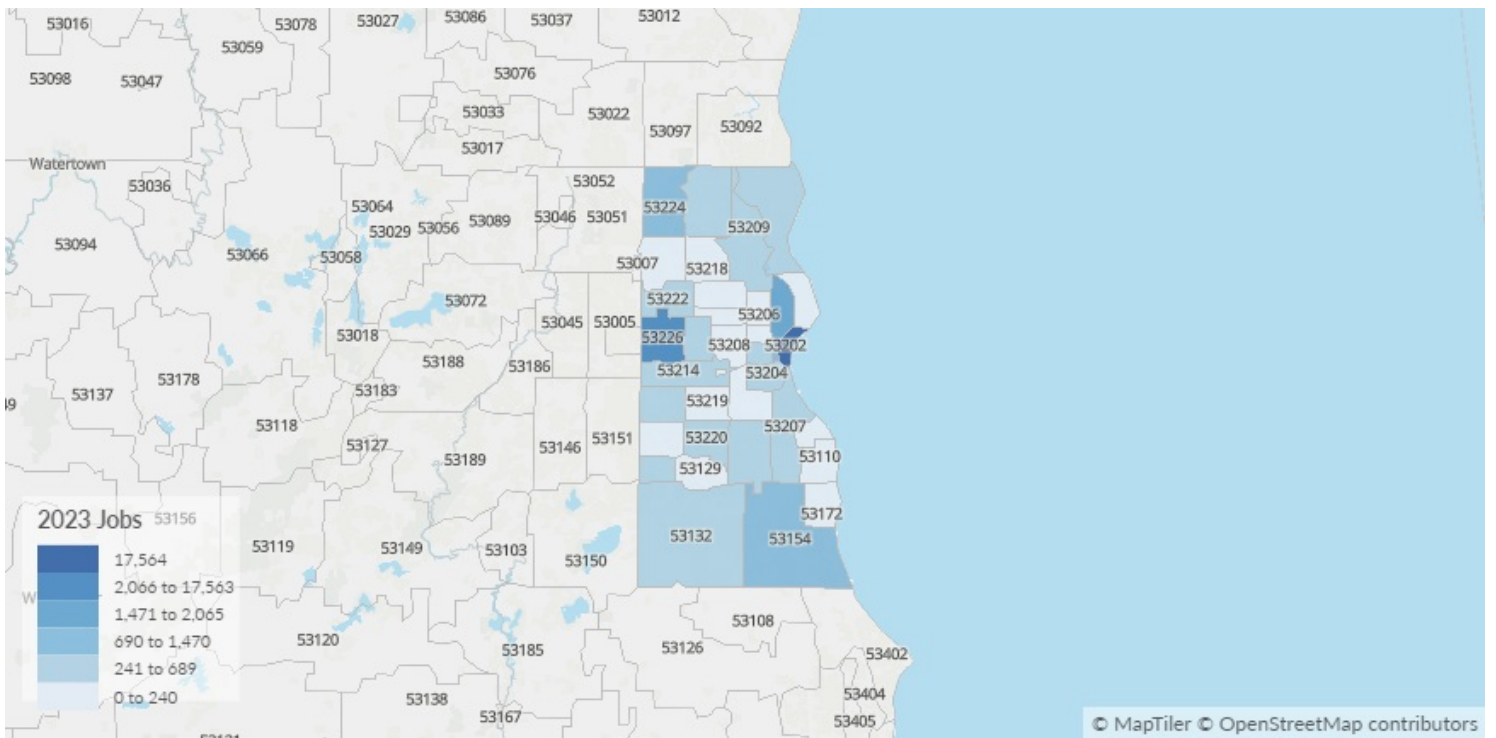
---

### Class of Worker

QCEW Employees and Non-QCEW Employees

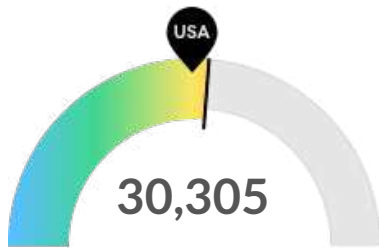
The information in this report pertains to the chosen industries and geographical area.

# Workforce Map



## Executive Summary

### Aggressive Hiring Competition Over an Average Supply of Regional Talent



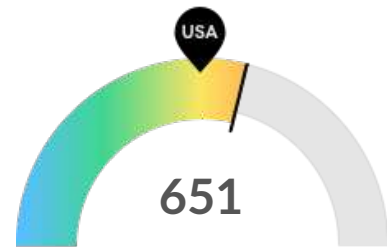
**Supply (Jobs)**

Milwaukee County, WI is about average for this kind of talent. The national average for an area this size is 28,163\* employees, while there are 30,305 here.



**Earnings Per Job**

Earnings per job are about the same as the national average. The national average salary for your industries in an area this size is \$135,287, while in Milwaukee County, WI it is \$136,717. Earnings per jobs is the total industry earnings divided by the number of jobs in the industry.



**Demand (Job Postings)**

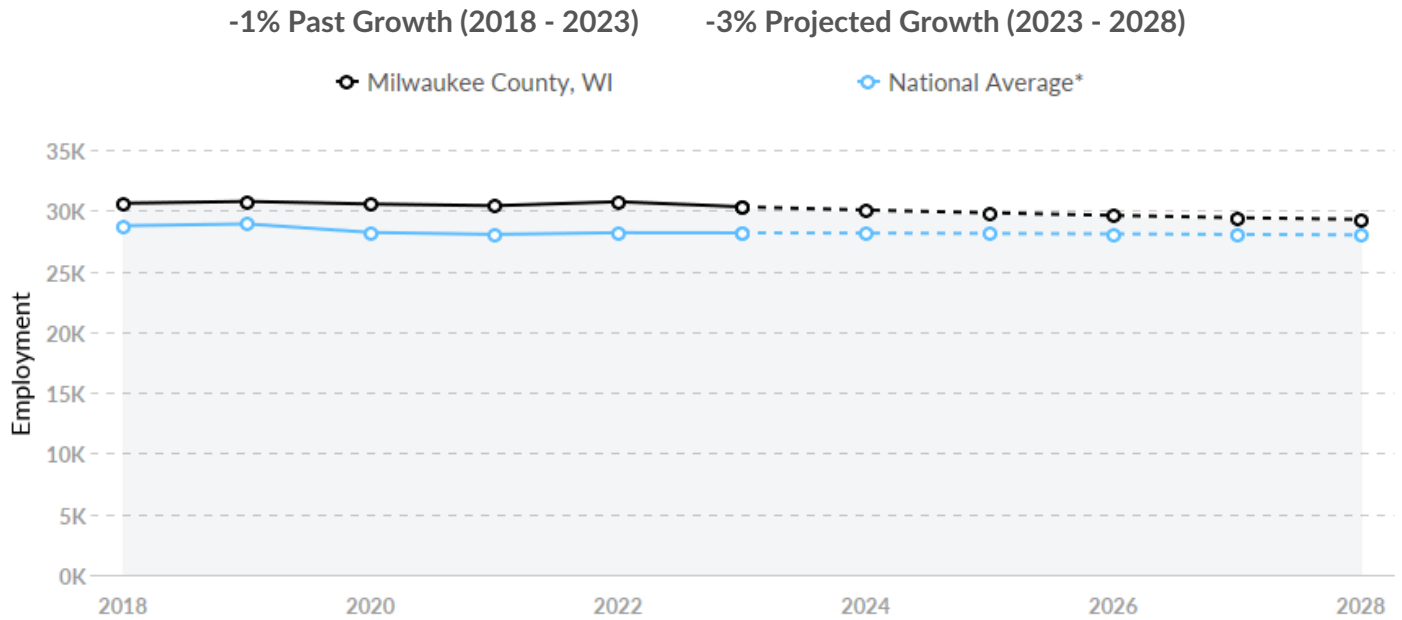
Competition from online job postings is high in Milwaukee County, WI. The national average for an area this size is 524\* job postings/mo, while there are 651 here.

\*National average values are derived by taking the national value for your industries and scaling it down to account for the difference in overall workforce size between the nation and Milwaukee County, WI. In other words, the values represent the national average adjusted for region size.

# Supply (Jobs)

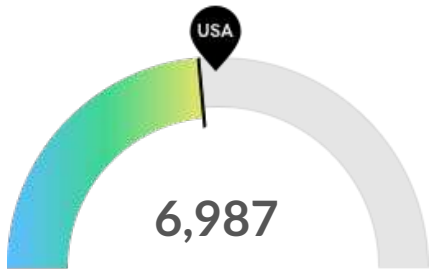
## Supply Is About Equal to the National Average

The regional vs. national average employment helps you understand if the supply of your industries is a strength or weakness for Milwaukee County, WI, and how it is changing relative to the nation. An average area of this size would have 28,163\* employees, while there are 30,305 here. The gap between expected and actual employment is projected to narrow over the next 5 years.



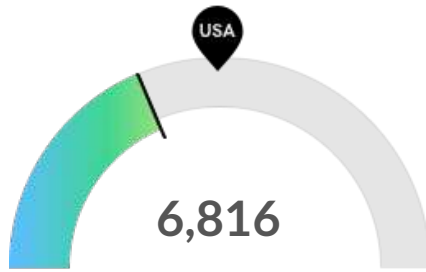
\*National average values are derived by taking the national value for your industries and scaling it down to account for the difference in overall workforce size between the nation and Milwaukee County, WI. In other words, the values represent the national average adjusted for region size.

## Retirement Risk Is About Average, While Overall Diversity Is Low



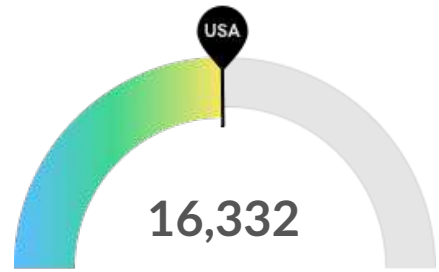
**Retiring Soon**

Retirement risk is about average in Milwaukee County, WI. The national average for an area this size is 7,613\* employees 55 or older, while there are 6,987 here.



**Racial Diversity**

Racial diversity is low in Milwaukee County, WI. The national average for an area this size is 10,144\* racially diverse employees, while there are 6,816 here.



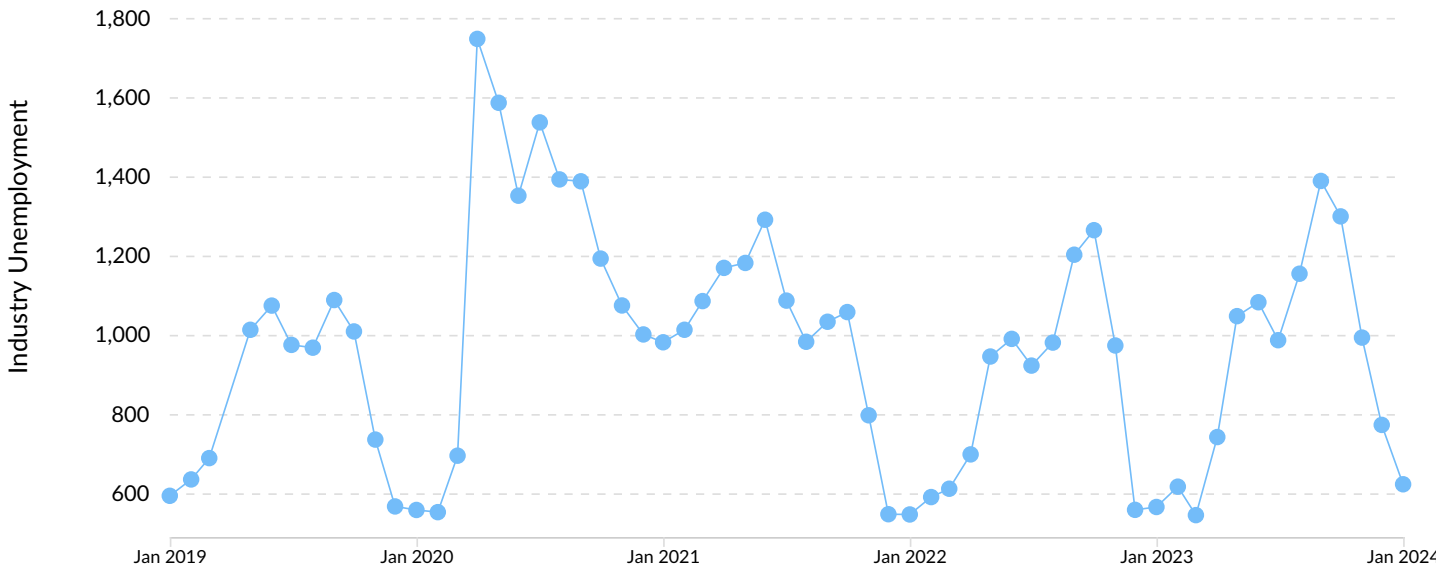
**Gender Diversity**

Gender diversity is about average in Milwaukee County, WI. The national average for an area this size is 16,515\* female employees, while there are 16,332 here.

\*National average values are derived by taking the national value for your industries and scaling it down to account for the difference in overall workforce size between the nation and Milwaukee County, WI. In other words, the values represent the national average adjusted for region size.

## Unemployment Rate Trends

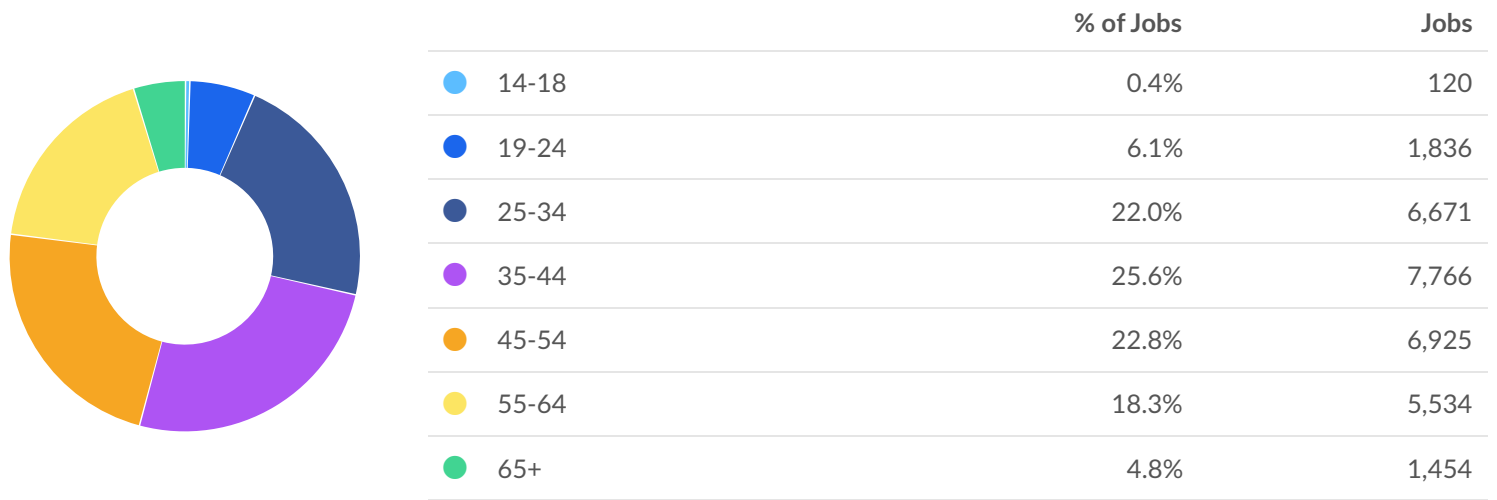
Unemployment shown at the 2-digit sectors level.



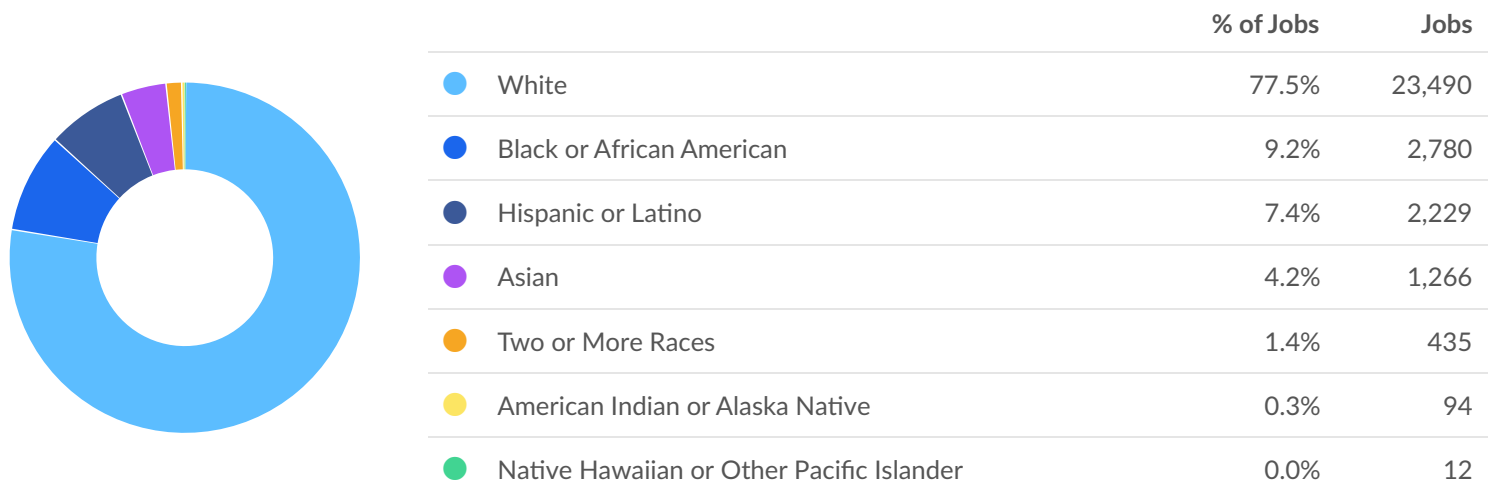


# Demographic Details

## Industry Age Breakdown



## Industry Race/Ethnicity Breakdown

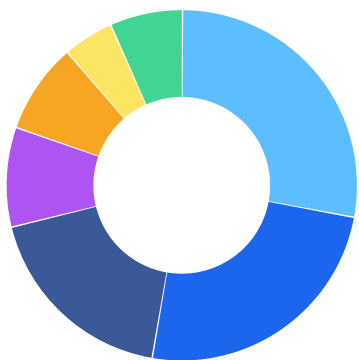


## Industry Gender Breakdown



	% of Jobs	Jobs
● Males	46.1%	13,973
● Females	53.9%	16,332

## Most Jobs are Found in the Business and Financial Operations Occupations Industry Sector



Occupation	% of Industry in Occupation (2023)
● Business and Financial Operations Occupations	27.9%
● Office and Administrative Support Occupations	24.8%
● Sales and Related Occupations	18.5%
● Management Occupations	9.2%
● Computer and Mathematical Occupations	8.3%
● Installation, Maintenance, and Repair Occupations	4.7%
● Other	6.7%

## Demand



### 573 Employers Competing

All employers in the region who posted for this job over the last 12 months.



### 7,813 Unique Job Postings

The number of unique postings for this job over the last 12 months.



### 29 Day Median Duration

Posting duration is the same as what's typical in the region.

Top Companies	Unique Postings
Northwestern Mutual	952
FIS	484
US Bank	395
Capital One	379
Robert W Baird & Company	207

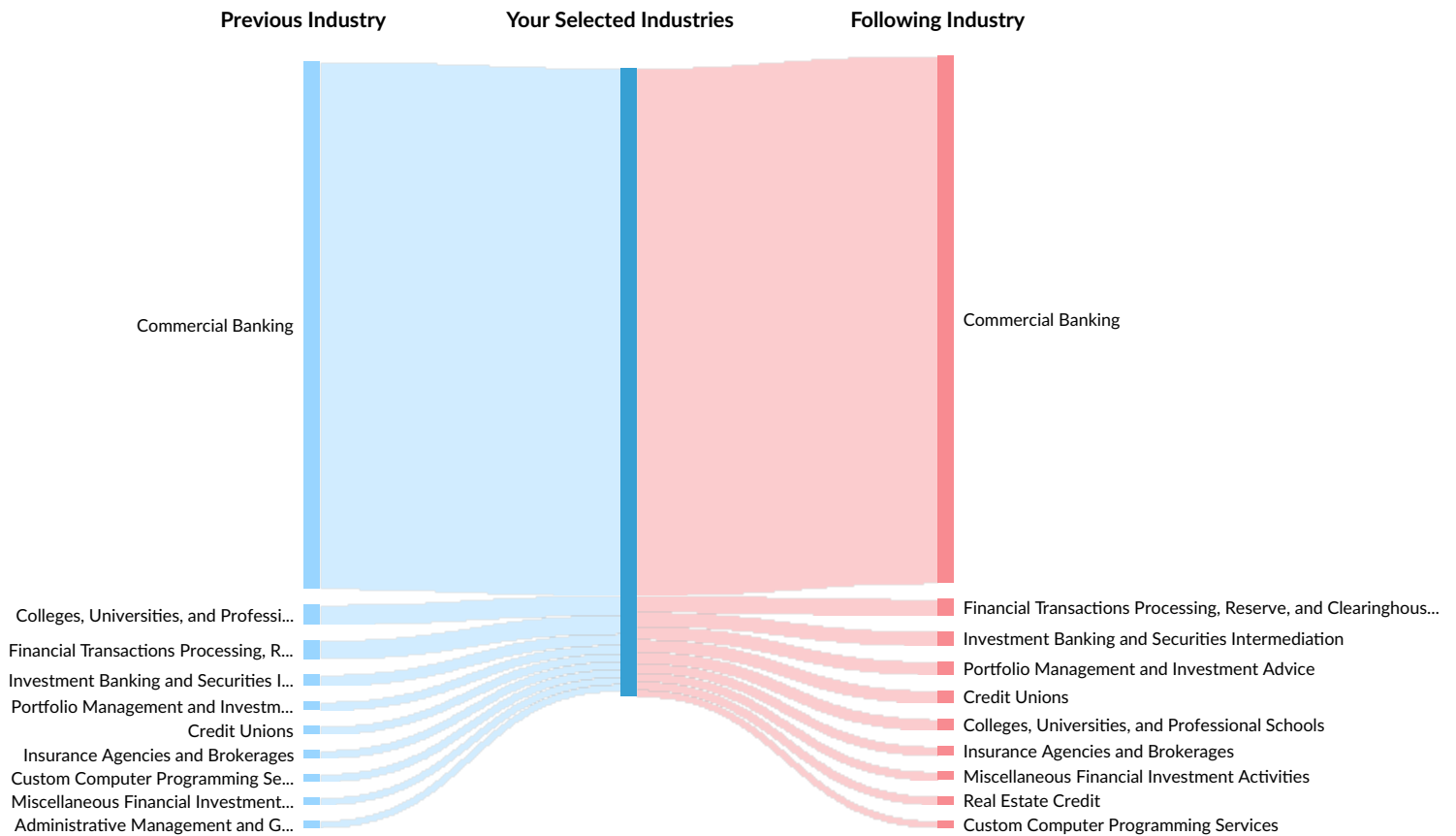
Top Job Titles	Unique Postings
Maintenance Technicians	115
Back End Software Engineers	61
Full Stack Software Engineers	53
Customer Service Representativ...	49
Bank Tellers	38

## Industry Gain and Drain

The table below analyzes the profiles of current and past people in your selected industries. The left column shows job transitions from other industries to your selected industries. The right column shows job transitions from your selected industries to other industries.

Please note, results are only available at the national level and the 6-digit NAICS level. Also your selection has been limited to 100 industries.

The following represents the job transitions of employees in your selected industries in the United States:



Previous Industries	Transitions
Commercial Banking	622,576
Colleges, Universities, and Professional Schools	23,239
Financial Transactions Processing, Reserve, and Clearinghouse Activities	21,773

Previous Industries	Transitions
Investment Banking and Securities Intermediation	13,159
Portfolio Management and Investment Advice	10,126
Credit Unions	9,484
Insurance Agencies and Brokerages	9,268
Custom Computer Programming Services	9,053
Miscellaneous Financial Investment Activities	8,273
Administrative Management and General Management Consulting Services	8,104
Offices of Bank Holding Companies	7,720
Real Estate Credit	7,571
Computer Systems Design Services	7,347
Offices of Certified Public Accountants	7,082
Savings Institutions and Other Depository Credit Intermediation	6,547
Department Stores	5,764
Clothing and Clothing Accessories Retailers	5,568
Full-Service Restaurants	5,427
Wireless Telecommunications Carriers (except Satellite)	5,100
Limited-Service Restaurants	4,975
Mortgage and Nonmortgage Loan Brokers	4,804
Offices of Real Estate Agents and Brokers	4,769
Gasoline Stations with Convenience Stores	4,543
Consumer Lending	4,501
All Other Professional, Scientific, and Technical Services	4,500
Offices of Lawyers	4,457
Employment Placement Agencies	4,409
Software Publishers	4,397

Previous Industries	Transitions
Direct Life Insurance Carriers	4,070
Direct Health and Medical Insurance Carriers	3,966
Supermarkets and Other Grocery Retailers (except Convenience Retailers)	3,827
Other Computer Related Services	3,747
Computing Infrastructure Providers, Data Processing, Web Hosting, and Related Services	3,696
National Security	3,555
General Medical and Surgical Hospitals	3,195
All Other Miscellaneous Retailers	3,146
Hotels (except Casino Hotels) and Motels	3,108
Elementary and Secondary Schools	2,980
Direct Property and Casualty Insurance Carriers	2,935
Temporary Help Services	2,881
Other Scientific and Technical Consulting Services	2,599
Electronics and Appliance Retailers	2,559
Offices of Physicians (except Mental Health Specialists)	2,471
Monetary Authorities-Central Bank	2,197
Warehouse Clubs and Supercenters	2,163
International, Secondary Market, and All Other Nondepository Credit Intermediation	2,088
Pharmacies and Drug Retailers	2,051
Other Management Consulting Services	2,040
Other General Government Support	1,940
All Other Personal Services	1,848
Engineering Services	1,703
Other Activities Related to Real Estate	1,702

Previous Industries	Transitions
Other Activities Related to Credit Intermediation	1,655
Other Accounting Services	1,637
Marketing Consulting Services	1,617
Electronic Computer Manufacturing	1,570
Cosmetics, Beauty Supplies, and Perfume Retailers	1,552
Couriers and Express Delivery Services	1,523
Credit Card Issuing	1,510
All Other Business Support Services	1,502
Web Search Portals and All Other Information Services	1,480
Educational Support Services	1,424
Fitness and Recreational Sports Centers	1,400
Automobile and Light Duty Motor Vehicle Manufacturing	1,388
Hardware Retailers	1,380
Electrical Contractors and Other Wiring Installation Contractors	1,373
Advertising Agencies	1,363
Junior Colleges	1,335
Wholesale Trade Agents and Brokers	1,304
Pharmaceutical Preparation Manufacturing	1,220
Office Administrative Services	1,162
All Other Insurance Related Activities	1,161
Offices of Other Holding Companies	1,136
Sales Financing	1,134
All Other Support Services	1,119
All Other Miscellaneous Ambulatory Health Care Services	1,073
Commercial and Institutional Building Construction	1,019

Previous Industries	Transitions
New Car Dealers	1,002
Lessors of Nonresidential Buildings (except Miniwarehouses)	995
Child Care Services	936
Lessors of Residential Buildings and Dwellings	930
Miscellaneous Intermediation	912
Home Health Care Services	898
Religious Organizations	878
Open-End Investment Funds	844
Passenger Car Leasing	771
Residential Property Managers	755
Other Financial Vehicles	629
Plumbing, Heating, and Air-Conditioning Contractors	627
New Single-Family Housing Construction (except For-Sale Builders)	503
New Multifamily Housing Construction (except For-Sale Builders)	379
Direct Title Insurance Carriers	362
Lessors of Other Real Estate Property	353
Other Direct Insurance (except Life, Health, and Medical) Carriers	329
Passenger Car Rental	329
Nonresidential Property Managers	328
Other Commercial and Industrial Machinery and Equipment Rental and Leasing	223
Pharmacy Benefit Management and Other Third Party Administration of Insurance and Pension Funds	198
Claims Adjusting	186
Truck, Utility Trailer, and RV (Recreational Vehicle) Rental and Leasing	155



Following Industries	Transitions
Commercial Banking	622,576
Financial Transactions Processing, Reserve, and Clearinghouse Activities	19,469
Investment Banking and Securities Intermediation	16,831
Portfolio Management and Investment Advice	15,362
Credit Unions	14,795
Colleges, Universities, and Professional Schools	13,482
Insurance Agencies and Brokerages	11,072
Miscellaneous Financial Investment Activities	10,123
Real Estate Credit	10,042
Custom Computer Programming Services	8,091
Administrative Management and General Management Consulting Services	7,741
Savings Institutions and Other Depository Credit Intermediation	7,185
Offices of Real Estate Agents and Brokers	6,947
Software Publishers	6,860
Mortgage and Nonmortgage Loan Brokers	6,547
Offices of Certified Public Accountants	6,534
Offices of Bank Holding Companies	6,531
Consumer Lending	5,916
All Other Miscellaneous Retailers	5,391
Computer Systems Design Services	5,116
All Other Professional, Scientific, and Technical Services	5,097
Computing Infrastructure Providers, Data Processing, Web Hosting, and Related Services	4,652
Direct Health and Medical Insurance Carriers	4,464
General Medical and Surgical Hospitals	4,266

Following Industries	Transitions
Other Computer Related Services	3,929
Offices of Lawyers	3,824
Elementary and Secondary Schools	3,438
Direct Life Insurance Carriers	3,414
Employment Placement Agencies	3,123
Gasoline Stations with Convenience Stores	3,035
Web Search Portals and All Other Information Services	2,978
Direct Property and Casualty Insurance Carriers	2,828
Offices of Physicians (except Mental Health Specialists)	2,769
Full-Service Restaurants	2,723
Wireless Telecommunications Carriers (except Satellite)	2,682
International, Secondary Market, and All Other Nondepository Credit Intermediation	2,643
Monetary Authorities-Central Bank	2,641
Other Activities Related to Real Estate	2,313
Other General Government Support	2,239
Temporary Help Services	2,237
Other Management Consulting Services	2,134
Clothing and Clothing Accessories Retailers	2,124
Other Accounting Services	1,978
Engineering Services	1,906
Department Stores	1,891
Other Activities Related to Credit Intermediation	1,833
All Other Personal Services	1,816
Hotels (except Casino Hotels) and Motels	1,800
Limited-Service Restaurants	1,767

Following Industries	Transitions
All Other Business Support Services	1,703
National Security	1,691
Electrical Contractors and Other Wiring Installation Contractors	1,569
Credit Card Issuing	1,516
Other Scientific and Technical Consulting Services	1,508
Supermarkets and Other Grocery Retailers (except Convenience Retailers)	1,474
Marketing Consulting Services	1,470
Sales Financing	1,460
Payroll Services	1,459
Miscellaneous Intermediation	1,457
Offices of Other Holding Companies	1,453
Electronic Computer Manufacturing	1,442
Office Administrative Services	1,423
Wholesale Trade Agents and Brokers	1,421
All Other Support Services	1,383
Pharmacies and Drug Retailers	1,370
Lessors of Nonresidential Buildings (except Miniwarehouses)	1,343
Open-End Investment Funds	1,328
All Other Miscellaneous Ambulatory Health Care Services	1,315
Pharmaceutical Preparation Manufacturing	1,273
Commercial and Institutional Building Construction	1,267
Automobile and Light Duty Motor Vehicle Manufacturing	1,255
Other Financial Vehicles	1,186
Fitness and Recreational Sports Centers	1,173
Electronics and Appliance Retailers	1,161

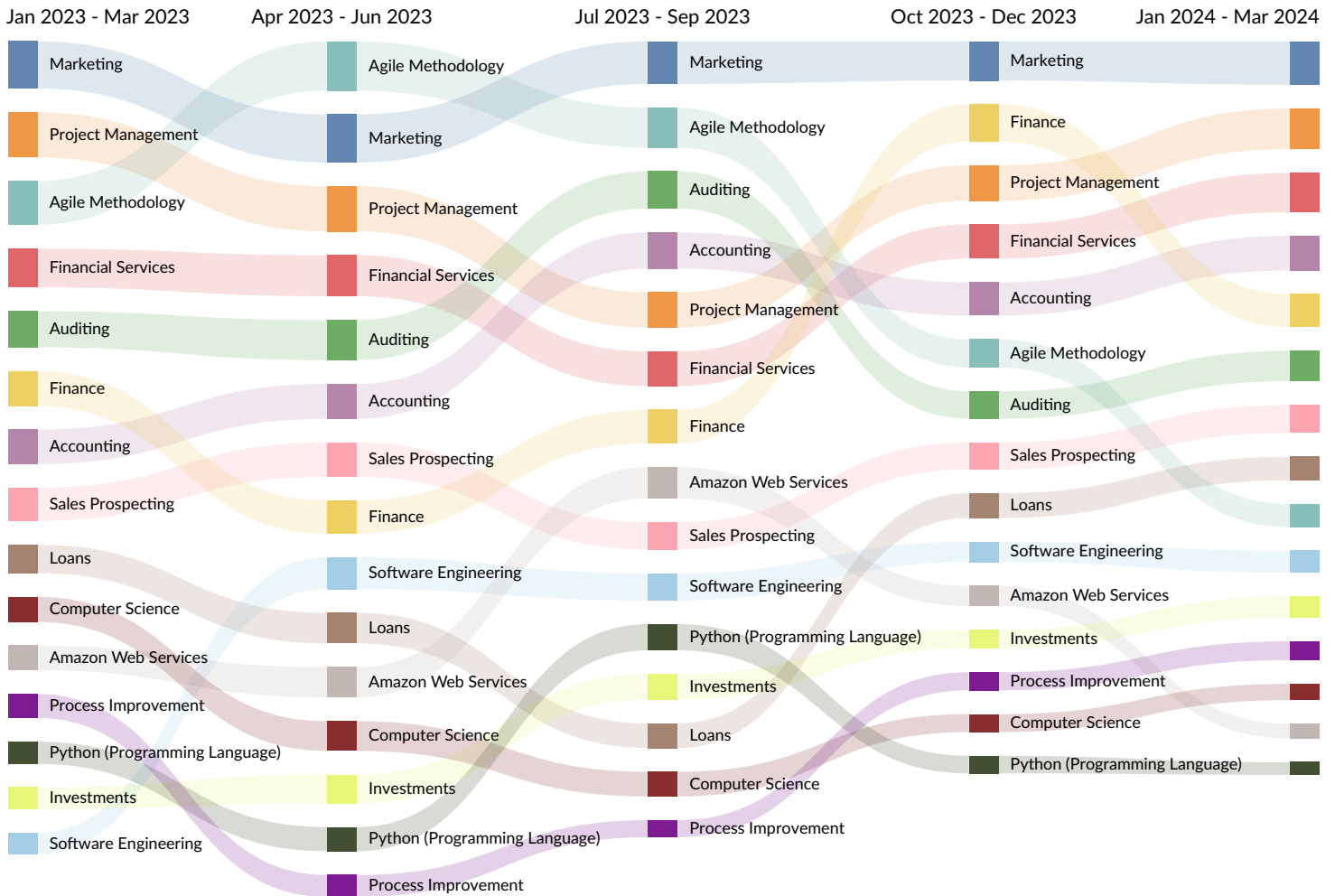
Following Industries	Transitions
Advertising Agencies	1,130
Junior Colleges	1,118
Lessors of Residential Buildings and Dwellings	1,074
Home Health Care Services	1,061
Educational Support Services	1,061
Residential Property Managers	1,055
Couriers and Express Delivery Services	1,011
Religious Organizations	978
All Other Insurance Related Activities	948
Freight Transportation Arrangement	918
Plumbing, Heating, and Air-Conditioning Contractors	856
Offices of All Other Miscellaneous Health Practitioners	791
New Single-Family Housing Construction (except For-Sale Builders)	594
Securities and Commodity Exchanges	579
New Multifamily Housing Construction (except For-Sale Builders)	528
Direct Title Insurance Carriers	498
Lessors of Other Real Estate Property	461
Other Direct Insurance (except Life, Health, and Medical) Carriers	456
Passenger Car Leasing	405
Nonresidential Property Managers	349
Claims Adjusting	288
Pharmacy Benefit Management and Other Third Party Administration of Insurance and Pension Funds	279
Passenger Car Rental	230

Following Industries	Transitions
Other Commercial and Industrial Machinery and Equipment Rental and Leasing	207
Lessors of Miniwarehouses and Self-Storage Units	155
Truck, Utility Trailer, and RV (Recreational Vehicle) Rental and Leasing	137


# What skills are they posting for?

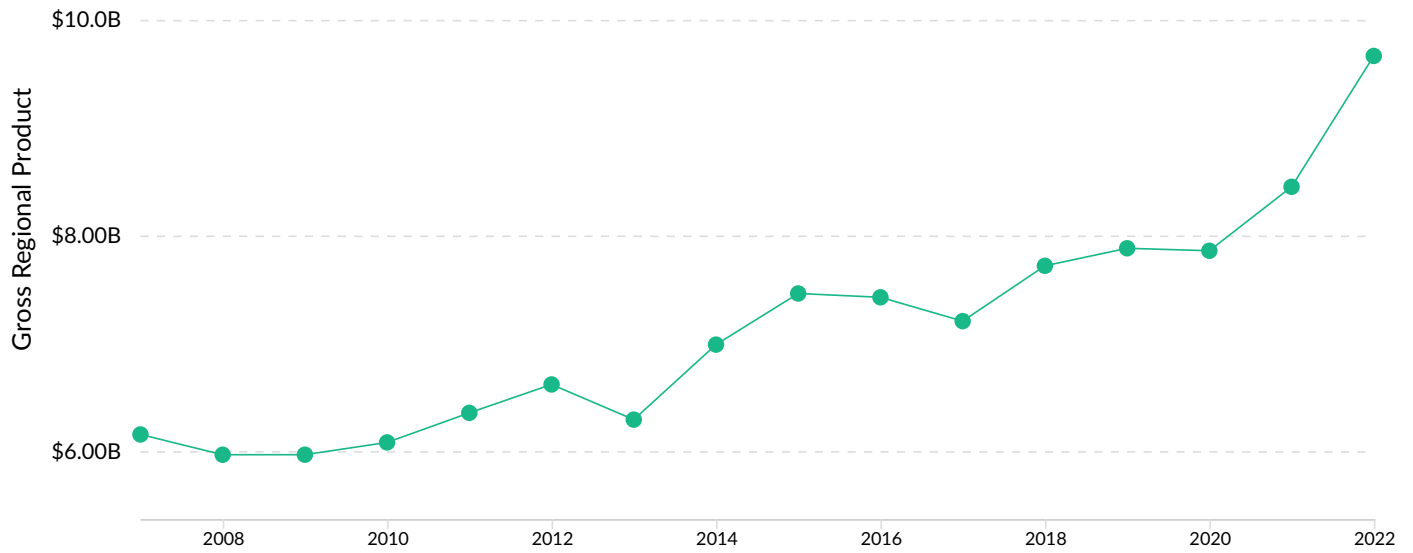
## Top 15 Skills for All Job Types by Quarter

Skills help us understand the direction an industry is headed.



## Gross Regional Product (GRP)





## Industry Requirements

Purchases from	In-region Purchases	Imported Purchases	Total Purchases
Insurance Agencies and Brokerages	\$832,091,212	\$482,024,749	\$1,314,115,961
Commercial Banking	\$390,108,683	\$2,305,659	\$392,414,342
Portfolio Management and Investment Advice	\$380,881,832	\$9,325,208	\$390,207,040
Offices of Lawyers	\$258,970,477	\$78,060	\$259,048,537
Investment Banking and Securities Intermediation	\$217,942,728	\$100,072	\$218,042,800