

# 2 Industries in Milwaukee County, WI

# Contents

What is Lightcast Data? .....	1
Report Parameters .....	2
Workforce Map .....	3
Executive Summary .....	4
Supply (Jobs) .....	5
Demographic Details .....	7
Demand .....	9
What skills are they posting for? .....	19

## What is Lightcast Data?

Lightcast data is a hybrid dataset derived from official government sources such as the US Census Bureau, Bureau of Economic Analysis, and Bureau of Labor Statistics. Leveraging the unique strengths of each source, our data modeling team creates an authoritative dataset that captures more than 99% of all workers in the United States. This core offering is then enriched with data from online social profiles, resumés, and job postings to give you a complete view of the workforce.

Lightcast data is frequently cited in major publications such as *The Atlantic*, *Forbes*, *Harvard Business Review*, *The New York Times*, *The Wall Street Journal*, and *USA Today*.



## Report Parameters

### 2 Industries

52 Finance and Insurance

---

53 Real Estate and Rental and Leasing

---

### 1 County

55079 Milwaukee County, WI

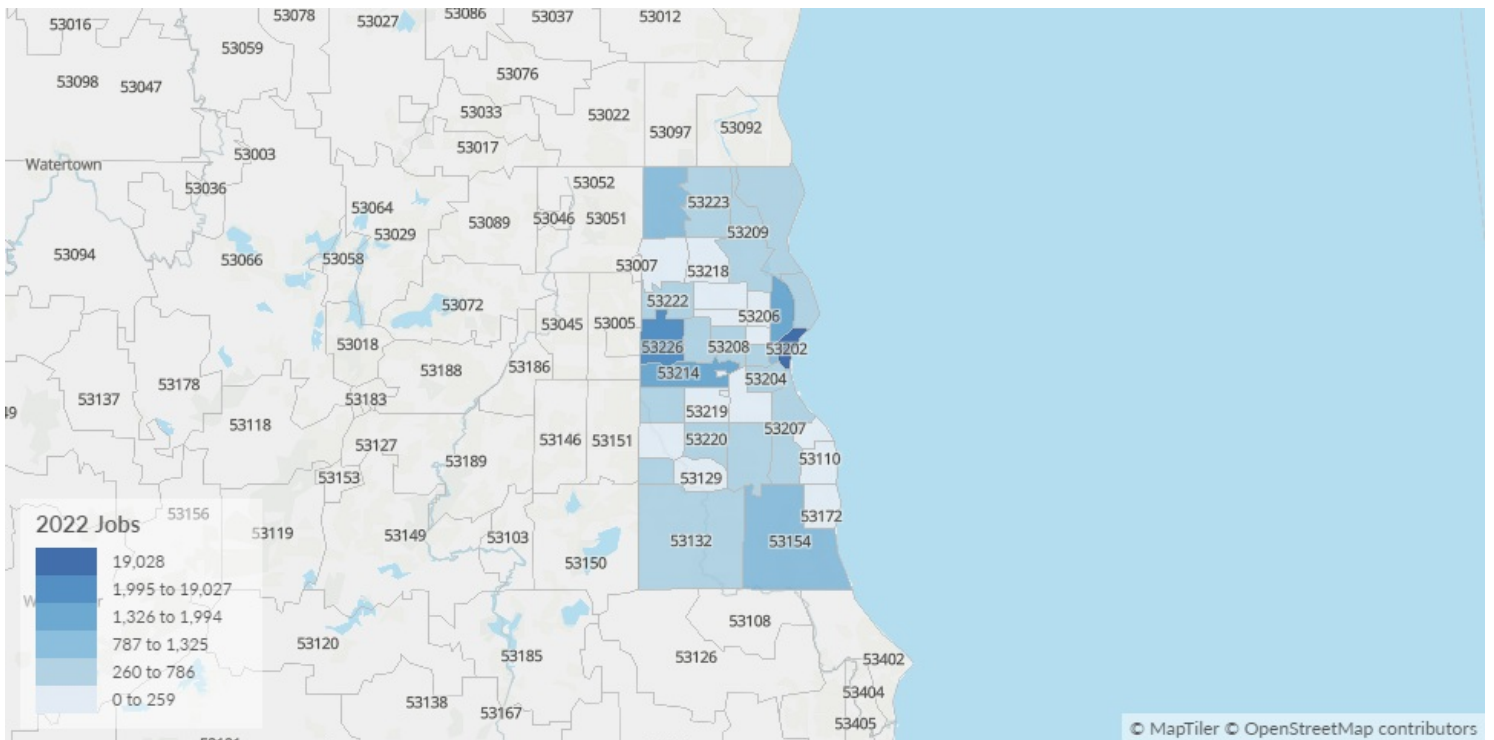
---

### Class of Worker

QCEW Employees, Non-QCEW Employees, and Self-Employed

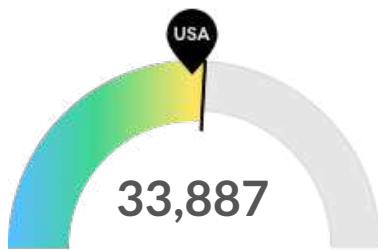
The information in this report pertains to the chosen industries and geographical area.

# Workforce Map



## Executive Summary

### Aggressive Hiring Competition Over an Average Supply of Regional Talent



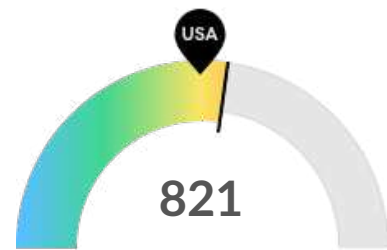
**Supply (Jobs)**

Milwaukee County, WI is about average for this kind of talent. The national average for an area this size is 32,108\* employees, while there are 33,887 here.



**Earnings Per Job**

Earnings per job are about the same as the national average. The national average salary for your industries in an area this size is \$131,517, while in Milwaukee County, WI it is \$132,928. Earnings per jobs is the total industry earnings divided by the number of jobs in the industry.



**Demand (Job Postings)**

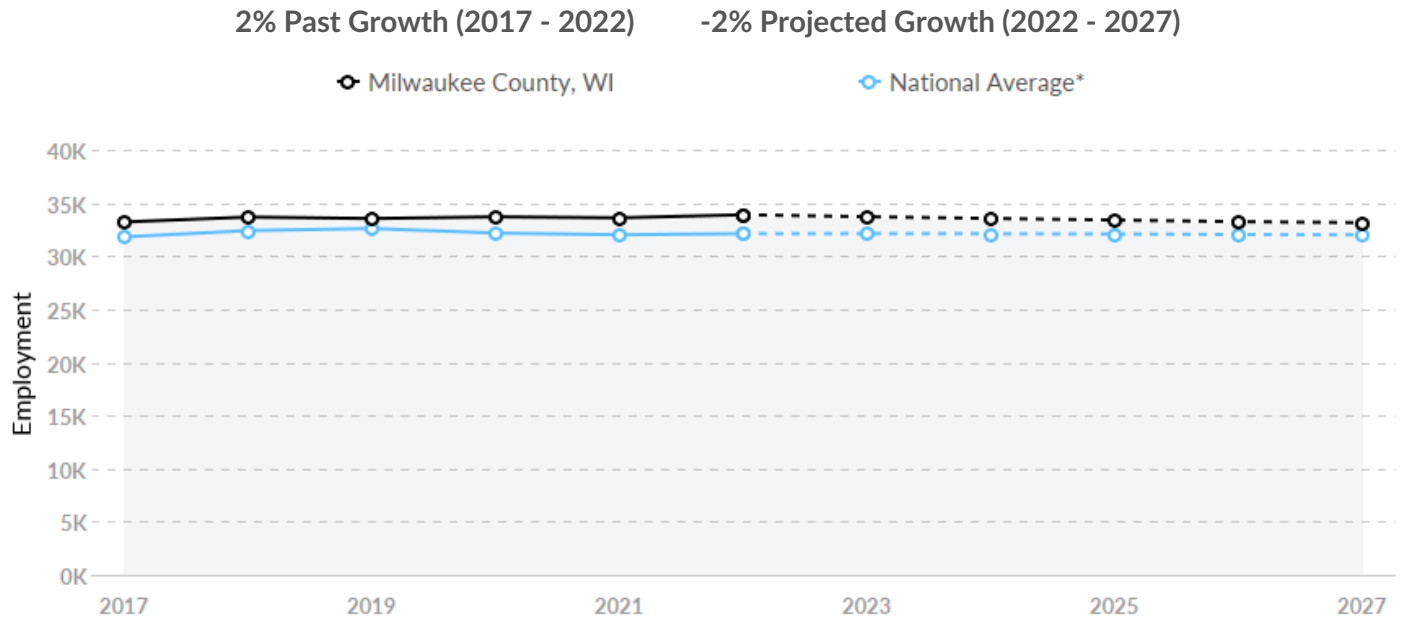
Competition from online job postings is high in Milwaukee County, WI. The national average for an area this size is 724\* job postings/mo, while there are 821 here.

\*National average values are derived by taking the national value for your industries and scaling it down to account for the difference in overall workforce size between the nation and Milwaukee County, WI. In other words, the values represent the national average adjusted for region size.

# Supply (Jobs)

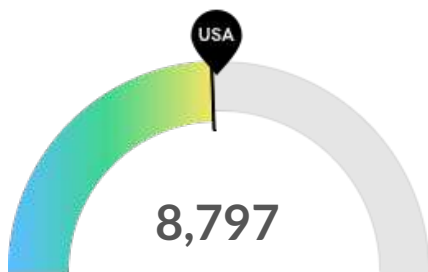
## Supply Is About Equal to the National Average

The regional vs. national average employment helps you understand if the supply of your industries is a strength or weakness for Milwaukee County, WI, and how it is changing relative to the nation. An average area of this size would have 32,108\* employees, while there are 33,887 here. The gap between expected and actual employment is projected to narrow over the next 5 years.



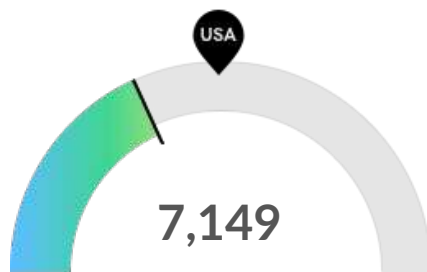
\*National average values are derived by taking the national value for your industries and scaling it down to account for the difference in overall workforce size between the nation and Milwaukee County, WI. In other words, the values represent the national average adjusted for region size.

## Retirement Risk Is About Average, While Overall Diversity Is Low



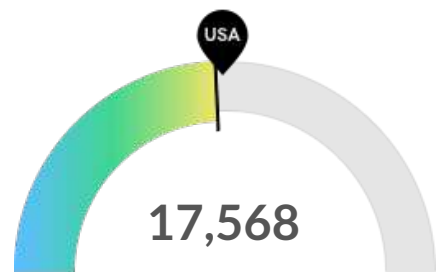
**Retiring Soon**

Retirement risk is about average in Milwaukee County, WI. The national average for an area this size is 9,069\* employees 55 or older, while there are 8,797 here.



**Racial Diversity**

Racial diversity is low in Milwaukee County, WI. The national average for an area this size is 10,953\* racially diverse employees, while there are 7,149 here.



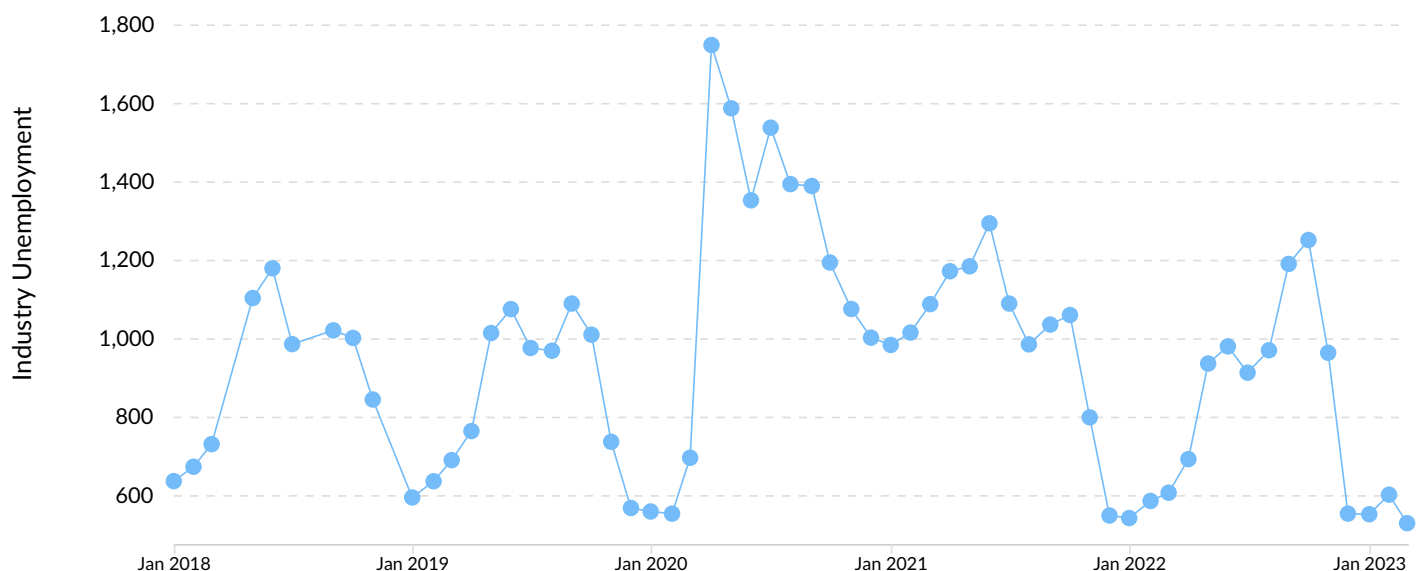
**Gender Diversity**

Gender diversity is about average in Milwaukee County, WI. The national average for an area this size is 18,317\* female employees, while there are 17,568 here.

\*National average values are derived by taking the national value for your industries and scaling it down to account for the difference in overall workforce size between the nation and Milwaukee County, WI. In other words, the values represent the national average adjusted for region size.

## Unemployment Rate Trends

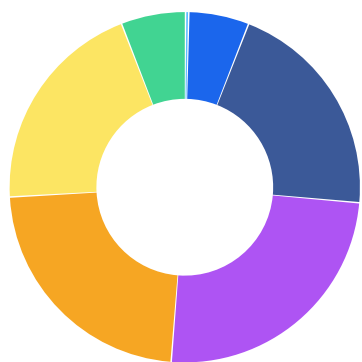
Unemployment shown at the 2-digit sectors level.





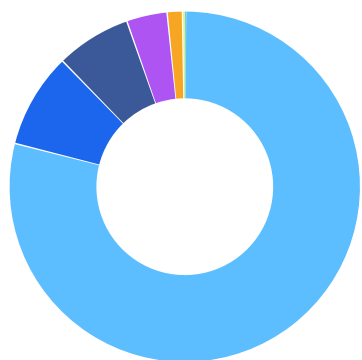
## Demographic Details

### Industry Age Breakdown



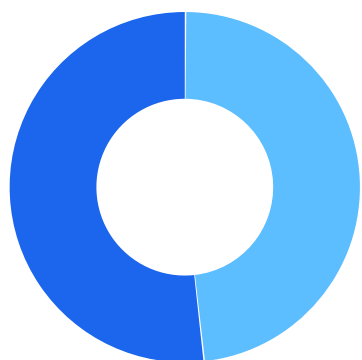
	% of Jobs	Jobs
14-18	0.3%	101
19-24	5.6%	1,885
25-34	20.5%	6,940
35-44	24.8%	8,413
45-54	22.9%	7,750
55-64	20.0%	6,782
65+	5.9%	2,015

### Industry Race/Ethnicity Breakdown



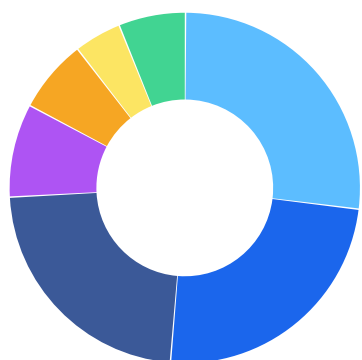
	% of Jobs	Jobs
White	78.9%	26,738
Black or African American	8.7%	2,964
Hispanic or Latino	6.9%	2,345
Asian	3.7%	1,270
Two or More Races	1.4%	475
American Indian or Alaska Native	0.2%	81
Native Hawaiian or Other Pacific Islander	0.0%	14

## Industry Gender Breakdown



	% of Jobs	Jobs
<span style="color: #00AEEF;">●</span> Males	48.2%	16,320
<span style="color: #0070C0;">●</span> Females	51.8%	17,568

## Most Jobs are Found in the Business and Financial Operations Occupations Industry Sector



Occupation	% of Industry in Occupation (2022)
<span style="color: #00AEEF;">●</span> Business and Financial Operations Occupations	26.9%
<span style="color: #0070C0;">●</span> Office and Administrative Support Occupations	24.4%
<span style="color: #0056B3;">●</span> Sales and Related Occupations	22.8%
<span style="color: #9933CC;">●</span> Management Occupations	8.6%
<span style="color: #FF9900;">●</span> Computer and Mathematical Occupations	6.8%
<span style="color: #FFCC00;">●</span> Installation, Maintenance, and Repair Occupations	4.4%
<span style="color: #00CC66;">●</span> Other	6.2%

## Demand



### 668 Employers Competing

All employers in the region who posted for this job over the last 12 months.



### 9,848 Unique Job Postings

The number of unique postings for this job over the last 12 months.



### 31 Day Median Duration

Posting duration is the same as what's typical in the region.

Top Companies	Unique Postings
Northwestern Mutual	1,229 <div></div>
FIS	695 <div></div>
US Bank	479 <div></div>
Robert W Baird & Company	349 <div></div>
Associated Bank	242 <div></div>

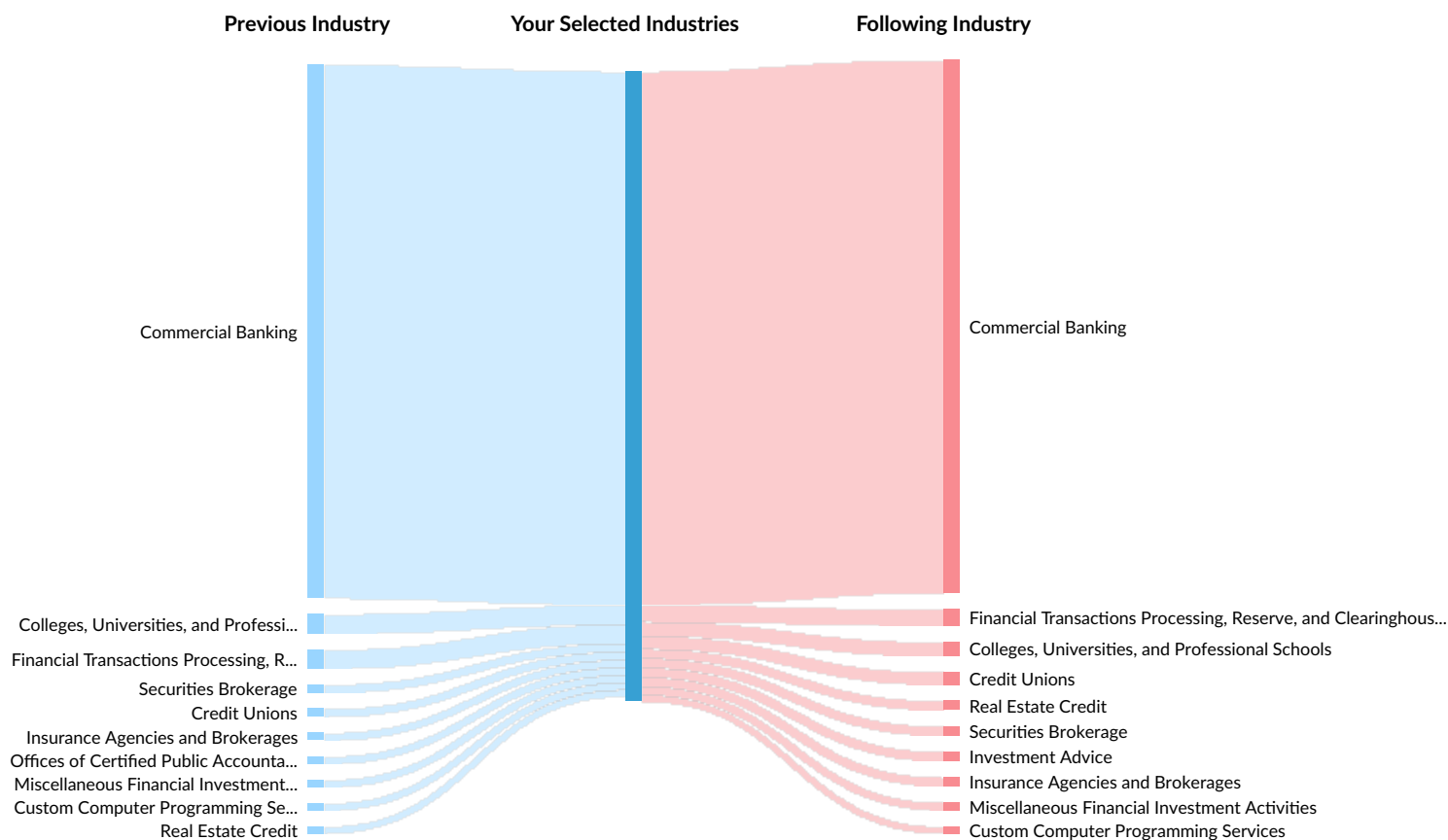
Top Job Titles	Unique Postings
Maintenance Technicians	157 <div></div>
Property Managers	79 <div></div>
Client Relationship Consultants	62 <div></div>
Tellers	61 <div></div>
Customer Service Representativ...	57 <div></div>

## Industry Gain and Drain

The table below analyzes the profiles of current and past people in your selected industries. The left column shows job transitions from other industries to your selected industries. The right column shows job transitions from your selected industries to other industries.

Please note, results are only available at the national level and the 6-digit NAICS level. Also your selection has been limited to 100 industries.

The following represents the job transitions of employees in your selected industries in the United States:



Previous Industries	Transitions
Commercial Banking	547,606
Colleges, Universities, and Professional Schools	20,138
Financial Transactions Processing, Reserve, and Clearinghouse Activities	19,388

Previous Industries	Transitions
Securities Brokerage	8,545
Credit Unions	8,281
Insurance Agencies and Brokerages	7,788
Offices of Certified Public Accountants	7,718
Miscellaneous Financial Investment Activities	7,680
Custom Computer Programming Services	7,356
Real Estate Credit	7,097
Offices of Bank Holding Companies	6,849
Investment Advice	6,690
Computer Systems Design Services	6,278
Administrative Management and General Management Consulting Services	6,245
Department Stores	6,073
Savings Institutions	4,950
Mortgage and Nonmortgage Loan Brokers	4,516
Full-Service Restaurants	4,450
All Other Professional, Scientific, and Technical Services	4,361
Wireless Telecommunications Carriers (except Satellite)	4,338
Offices of Real Estate Agents and Brokers	4,022
Offices of Lawyers	4,001
Direct Life Insurance Carriers	3,988
Limited-Service Restaurants	3,915
Gasoline Stations with Convenience Stores	3,854
Software Publishers	3,465
Other Computer Related Services	3,432
Employment Placement Agencies	3,378

Previous Industries	Transitions
Consumer Lending	3,318
Investment Banking and Securities Dealing	3,143
Direct Health and Medical Insurance Carriers	3,067
National Security	2,956
Data Processing, Hosting, and Related Services	2,894
Supermarkets and Other Grocery (except Convenience) Stores	2,759
Direct Property and Casualty Insurance Carriers	2,632
General Medical and Surgical Hospitals	2,544
Temporary Help Services	2,528
Elementary and Secondary Schools	2,524
Other Scientific and Technical Consulting Services	2,265
Electronic Shopping and Mail-Order Houses	2,182
Hotels (except Casino Hotels) and Motels	2,118
Electronics Stores	2,058
Monetary Authorities-Central Bank	2,034
Family Clothing Stores	1,939
Offices of Physicians (except Mental Health Specialists)	1,853
Other Activities Related to Real Estate	1,632
Pharmacies and Drug Stores	1,580
Semiconductor and Related Device Manufacturing	1,543
All Other Nondepository Credit Intermediation	1,521
All Other Personal Services	1,503
Engineering Services	1,449
Other Management Consulting Services	1,408
Electronic Computer Manufacturing	1,355
Other Accounting Services	1,323

Previous Industries	Transitions
Marketing Consulting Services	1,305
All Other Information Services	1,270
Other General Government Support	1,270
Portfolio Management	1,254
Junior Colleges	1,220
Automobile Manufacturing	1,199
Wholesale Trade Agents and Brokers	1,189
Couriers and Express Delivery Services	1,171
Offices of Other Holding Companies	1,126
Electrical Contractors and Other Wiring Installation Contractors	1,115
Fitness and Recreational Sports Centers	1,070
Pharmaceutical Preparation Manufacturing	1,054
Women's Clothing Stores	1,051
All Other Business Support Services	1,050
Educational Support Services	984
Sales Financing	975
Other Activities Related to Credit Intermediation	958
Commercial and Institutional Building Construction	953
All Other Insurance Related Activities	952
Advertising Agencies	909
Open-End Investment Funds	873
Payroll Services	868
Religious Organizations	867
New Car Dealers	813
Lessors of Residential Buildings and Dwellings	810

Previous Industries	Transitions
All Other Miscellaneous Ambulatory Health Care Services	801
All Other Miscellaneous Store Retailers (except Tobacco Stores)	784
Passenger Car Leasing	777
Credit Card Issuing	745
Residential Remodelers	734
Lessors of Nonresidential Buildings (except Miniwarehouses)	712
Home Health Care Services	697
Office Administrative Services	658
Other Direct Insurance (except Life, Health, and Medical) Carriers	653
Residential Property Managers	608
Other Financial Vehicles	602
New Single-Family Housing Construction (except For-Sale Builders)	434
Direct Title Insurance Carriers	339
Miscellaneous Intermediation	322
Lessors of Other Real Estate Property	295
Nonresidential Property Managers	263
Passenger Car Rental	259
Third Party Administration of Insurance and Pension Funds	228
Other Commercial and Industrial Machinery and Equipment Rental and Leasing	190
Claims Adjusting	182
Truck, Utility Trailer, and RV (Recreational Vehicle) Rental and Leasing	130
<b>Following Industries</b>	<b>Transitions</b>
Commercial Banking	547,606



Following Industries	Transitions
Financial Transactions Processing, Reserve, and Clearinghouse Activities	17,208
Colleges, Universities, and Professional Schools	14,645
Credit Unions	13,070
Real Estate Credit	9,736
Securities Brokerage	9,717
Investment Advice	9,709
Insurance Agencies and Brokerages	9,530
Miscellaneous Financial Investment Activities	8,434
Custom Computer Programming Services	7,098
Offices of Bank Holding Companies	6,990
Offices of Certified Public Accountants	6,898
Mortgage and Nonmortgage Loan Brokers	6,172
Administrative Management and General Management Consulting Services	6,167
Offices of Real Estate Agents and Brokers	5,965
Savings Institutions	5,772
Software Publishers	5,760
All Other Professional, Scientific, and Technical Services	5,269
Consumer Lending	5,168
Computer Systems Design Services	5,037
Investment Banking and Securities Dealing	4,158
Electronic Shopping and Mail-Order Houses	3,984
Other Computer Related Services	3,784
Data Processing, Hosting, and Related Services	3,689
Direct Health and Medical Insurance Carriers	3,571
Direct Life Insurance Carriers	3,353

Following Industries	Transitions
Offices of Lawyers	3,276
General Medical and Surgical Hospitals	3,269
Gasoline Stations with Convenience Stores	2,833
Elementary and Secondary Schools	2,727
Direct Property and Casualty Insurance Carriers	2,582
All Other Information Services	2,553
Department Stores	2,534
Monetary Authorities-Central Bank	2,483
Employment Placement Agencies	2,443
Full-Service Restaurants	2,409
Wireless Telecommunications Carriers (except Satellite)	2,290
Offices of Physicians (except Mental Health Specialists)	2,160
Other Activities Related to Real Estate	2,141
Temporary Help Services	2,122
All Other Nondepository Credit Intermediation	1,849
Limited-Service Restaurants	1,695
Other Accounting Services	1,643
Other Scientific and Technical Consulting Services	1,574
Engineering Services	1,557
National Security	1,556
Other General Government Support	1,524
Other Management Consulting Services	1,492
Portfolio Management	1,491
Sales Financing	1,386
All Other Personal Services	1,383
Offices of Other Holding Companies	1,379

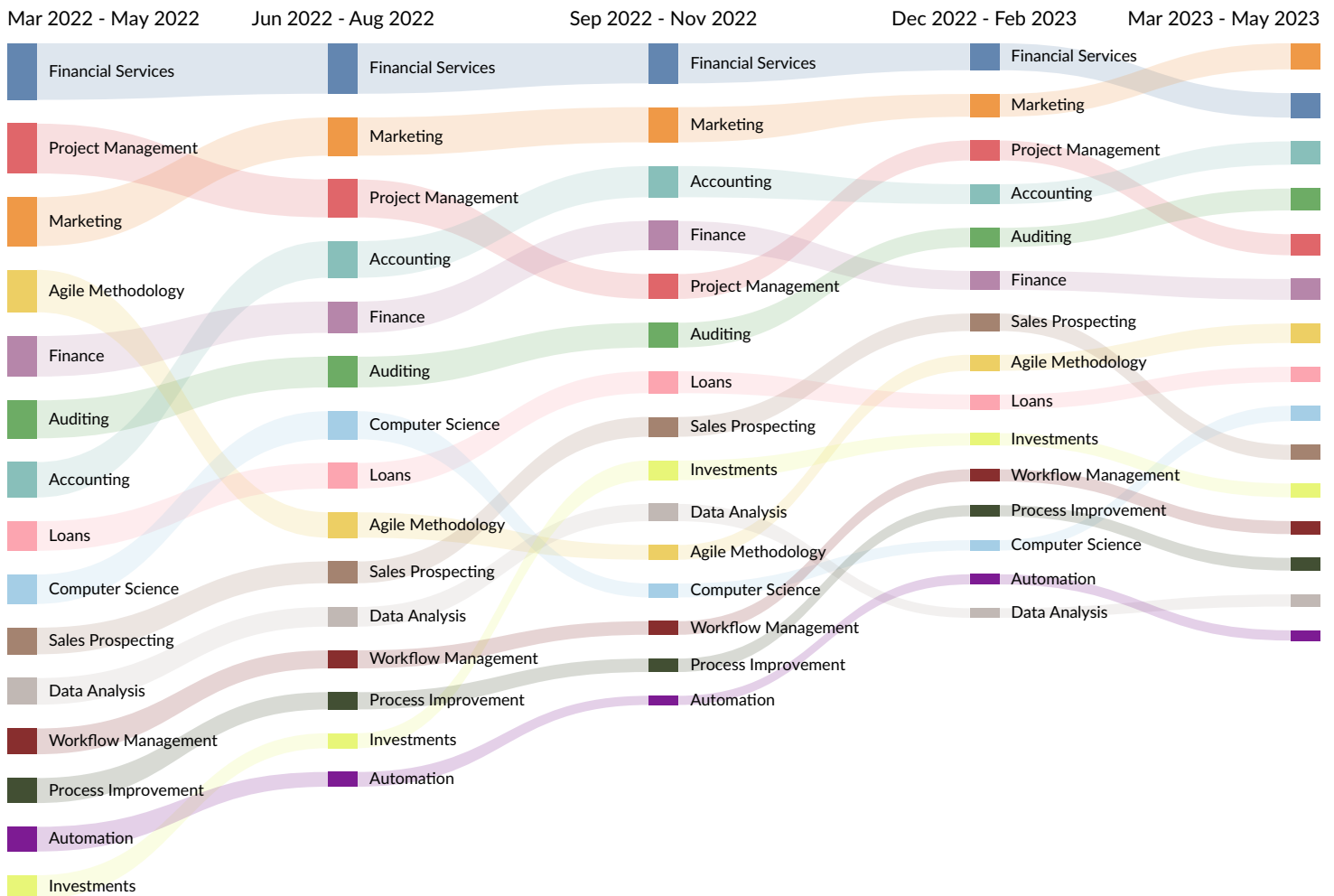
Following Industries	Transitions
Supermarkets and Other Grocery (except Convenience) Stores	1,378
Hotels (except Casino Hotels) and Motels	1,301
Electrical Contractors and Other Wiring Installation Contractors	1,301
Open-End Investment Funds	1,292
Marketing Consulting Services	1,265
Wholesale Trade Agents and Brokers	1,259
Payroll Services	1,245
Electronic Computer Manufacturing	1,242
Other Activities Related to Credit Intermediation	1,208
Pharmaceutical Preparation Manufacturing	1,173
Other Financial Vehicles	1,154
Junior Colleges	1,126
Automobile Manufacturing	1,098
Pharmacies and Drug Stores	1,091
Commercial and Institutional Building Construction	1,077
All Other Miscellaneous Ambulatory Health Care Services	1,060
Internet Publishing and Broadcasting and Web Search Portals	1,024
Lessors of Residential Buildings and Dwellings	974
All Other Business Support Services	947
Credit Card Issuing	911
Residential Property Managers	908
Other Direct Selling Establishments	905
Educational Support Services	879
Couriers and Express Delivery Services	861
All Other Miscellaneous Store Retailers (except Tobacco Stores)	853

Following Industries	Transitions
Office Administrative Services	850
All Other Insurance Related Activities	817
Home Health Care Services	812
Advertising Agencies	811
Other Individual and Family Services	782
Lessors of Nonresidential Buildings (except Miniwarehouses)	765
Residential Remodelers	757
Fitness and Recreational Sports Centers	738
Other Direct Insurance (except Life, Health, and Medical) Carriers	710
Human Resources Consulting Services	704
Miscellaneous Intermediation	534
New Single-Family Housing Construction (except For-Sale Builders)	523
Securities and Commodity Exchanges	465
Direct Title Insurance Carriers	448
Passenger Car Leasing	396
Lessors of Other Real Estate Property	382
Nonresidential Property Managers	302
New Multifamily Housing Construction (except For-Sale Builders)	275
Claims Adjusting	260
Third Party Administration of Insurance and Pension Funds	247
Other Commercial and Industrial Machinery and Equipment Rental and Leasing	218
Passenger Car Rental	197
Truck, Utility Trailer, and RV (Recreational Vehicle) Rental and Leasing	129

# What skills are they posting for?

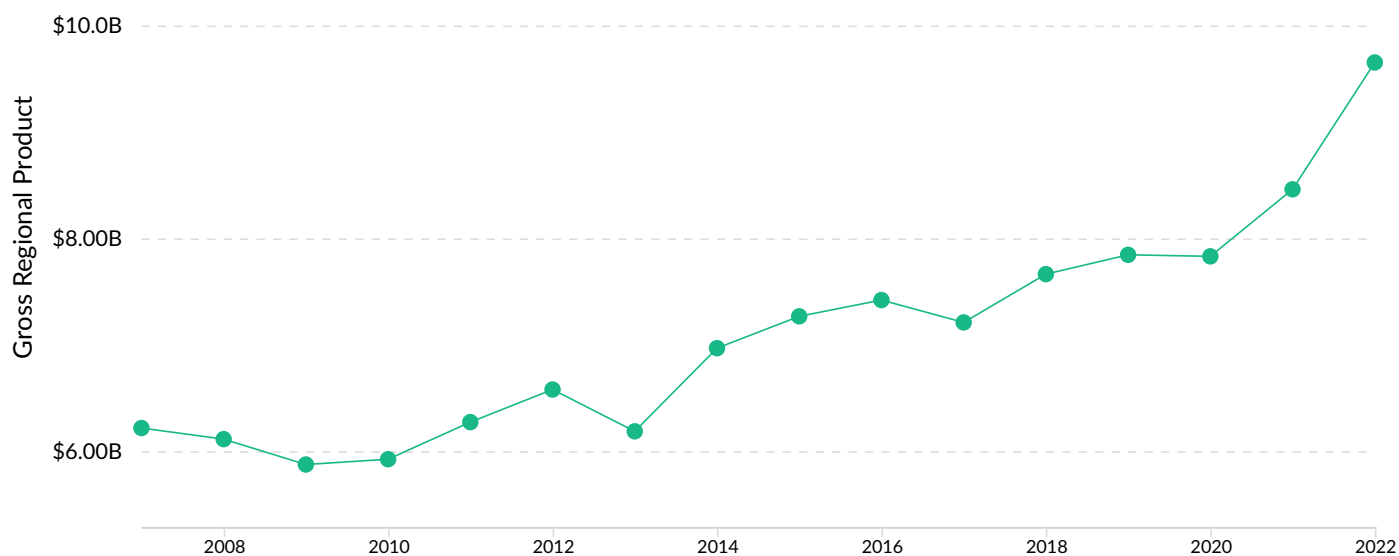
## Top 15 Skills for All Job Types by Quarter

Skills help us understand the direction an industry is headed.



## Gross Regional Product (GRP)

\$6.1B	\$3.1B	\$473.3M	\$9.7B
Earnings (2022)	Property Income (2022)	Taxes (2022)	Total GRP (2022)



## Industry Requirements

Purchases from	In-region Purchases	Imported Purchases	Total Purchases
Insurance Agencies and Brokerages	\$851,582,487	\$473,160,978	\$1,324,743,464
Commercial Banking	\$412,739,107	\$10,449,012	\$423,188,120
Offices of Lawyers	\$264,051,887	\$30,812	\$264,082,700
Investment Advice	\$249,381,359	\$98,581	\$249,479,939
Portfolio Management	\$213,109,429	\$31,057,309	\$244,166,738