

Professional, Scientific, and Technical Services in Milwaukee County, WI

Southwest Wisconsin Workforce Development Board



Wisconsin

Contents

What is Lightcast Data?	1
Report Parameters	2
Workforce Map	3
Executive Summary	4
Supply (Jobs)	5
Demographic Details	7
Demand	9
What skills are they posting for?	20

What is Lightcast Data?

Lightcast data is a hybrid dataset derived from official government sources such as the US Census Bureau, Bureau of Economic Analysis, and Bureau of Labor Statistics. Leveraging the unique strengths of each source, our data modeling team creates an authoritative dataset that captures more than 99% of all workers in the United States. This core offering is then enriched with data from online social profiles, resumés, and job postings to give you a complete view of the workforce.

Lightcast data is frequently cited in major publications such as *The Atlantic*, *Forbes*, *Harvard Business Review*, *The New York Times*, *The Wall Street Journal*, and *USA Today*.



Report Parameters

1 Industry

54 Professional, Scientific, and Technical Services

1 County

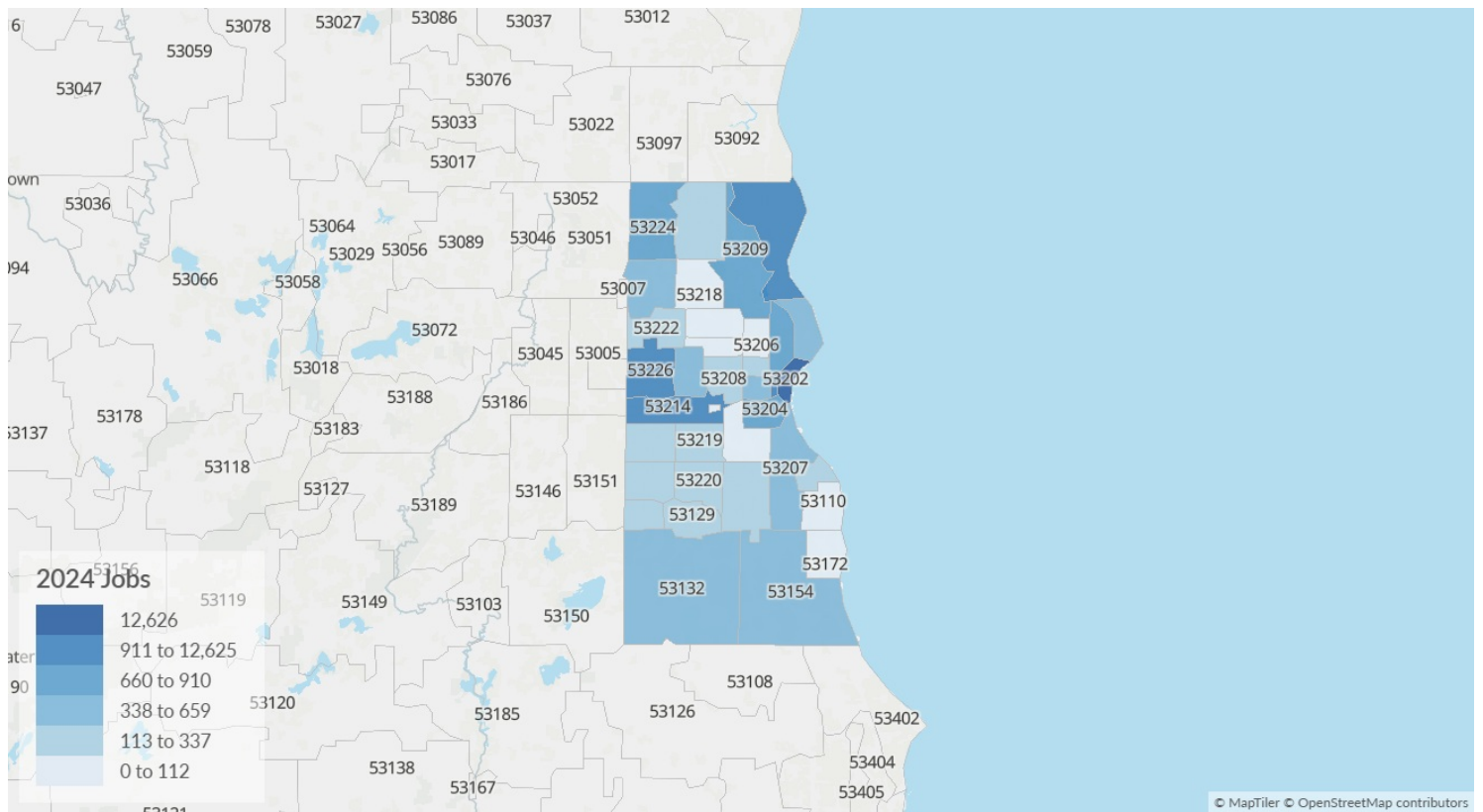
55079 Milwaukee County, WI

Class of Worker

QCEW Employees, Non-QCEW Employees, and Self-Employed

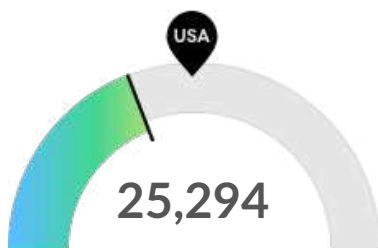
The information in this report pertains to the chosen industry and geographical area.

Workforce Map



Executive Summary

Aggressive Hiring Competition Over a Thin Supply of Regional Talent



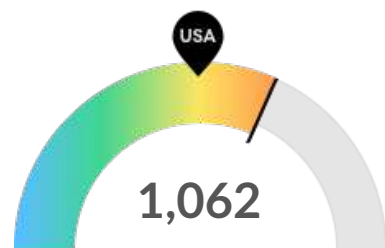
Supply (Jobs)

Milwaukee County, WI is not a hotspot for this kind of talent. The national average for an area this size is 36,282* employees, while there are 25,294 here.



Earnings Per Job

Earnings per job are below the national average. Earnings per jobs is the total industry earnings divided by the number of jobs in the industry.



Demand (Job Postings)

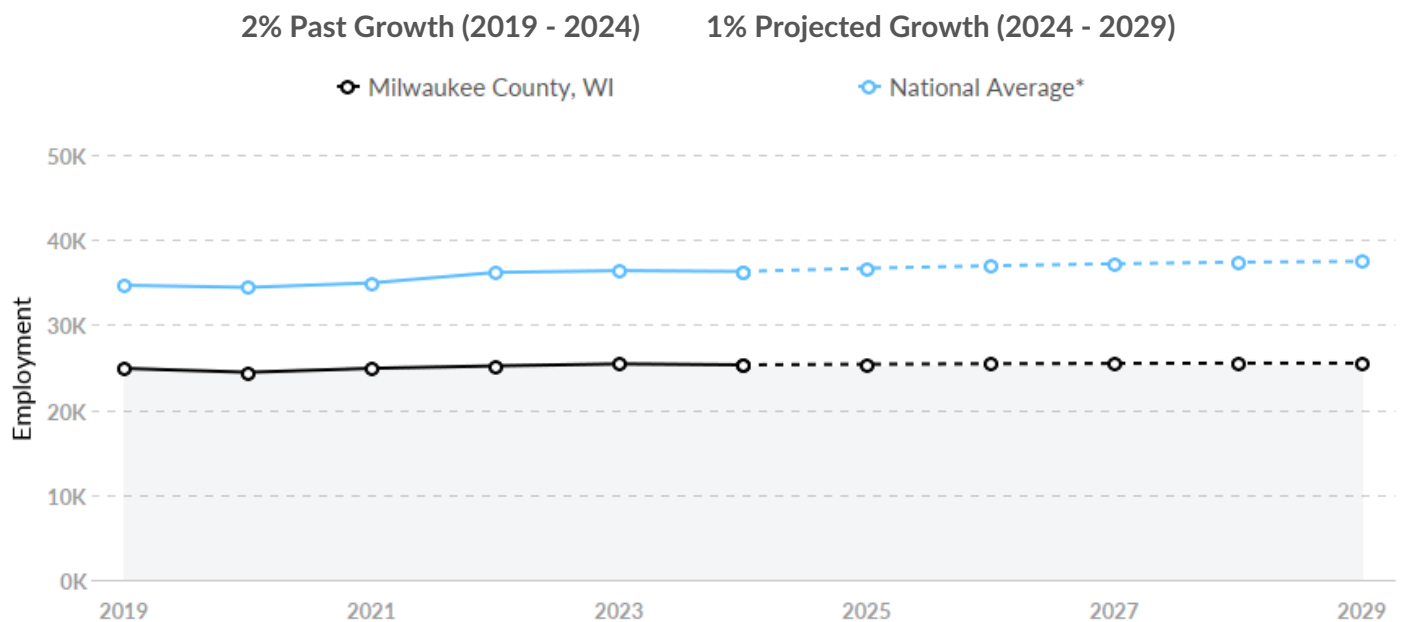
Competition from online job postings is high in Milwaukee County, WI. The national average for an area this size is 732* job postings/mo, while there is 1,062 here.

*National average values are derived by taking the national value for Professional, Scientific, and Technical Services and scaling it down to account for the difference in overall workforce size between the nation and Milwaukee County, WI. In other words, the values represent the national average adjusted for region size.

Supply (Jobs)

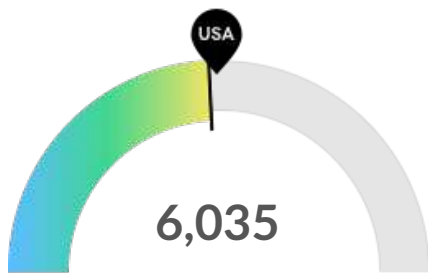
Supply Is Lower Than the National Average

The regional vs. national average employment helps you understand if the supply of Professional, Scientific, and Technical Services is a strength or weakness for Milwaukee County, WI, and how it is changing relative to the nation. An average area of this size would have 36,282* employees, while there are 25,294 here. This lower than expected supply may make it more difficult to find candidates. The gap between expected and actual employment is expected to remain roughly the same over the next 5 years.



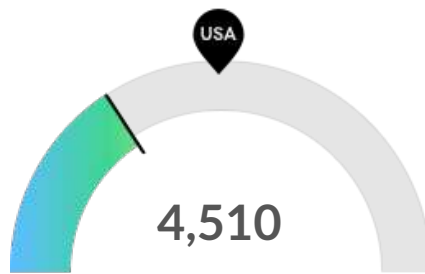
*National average values are derived by taking the national value for Professional, Scientific, and Technical Services and scaling it down to account for the difference in overall workforce size between the nation and Milwaukee County, WI. In other words, the values represent the national average adjusted for region size.

Retirement Risk Is About Average, While Overall Diversity Is Low



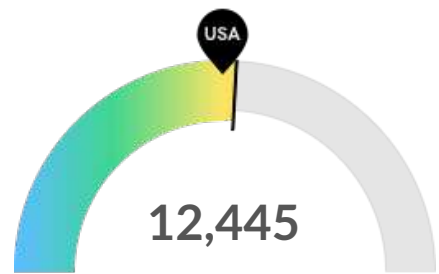
Retiring Soon

Retirement risk is about average in Milwaukee County, WI. The national average for an area this size is 6,309* employees 55 or older, while there are 6,035 here.



Racial Diversity

Racial diversity is low in Milwaukee County, WI. The national average for an area this size is 8,226* racially diverse employees, while there are 4,510 here.



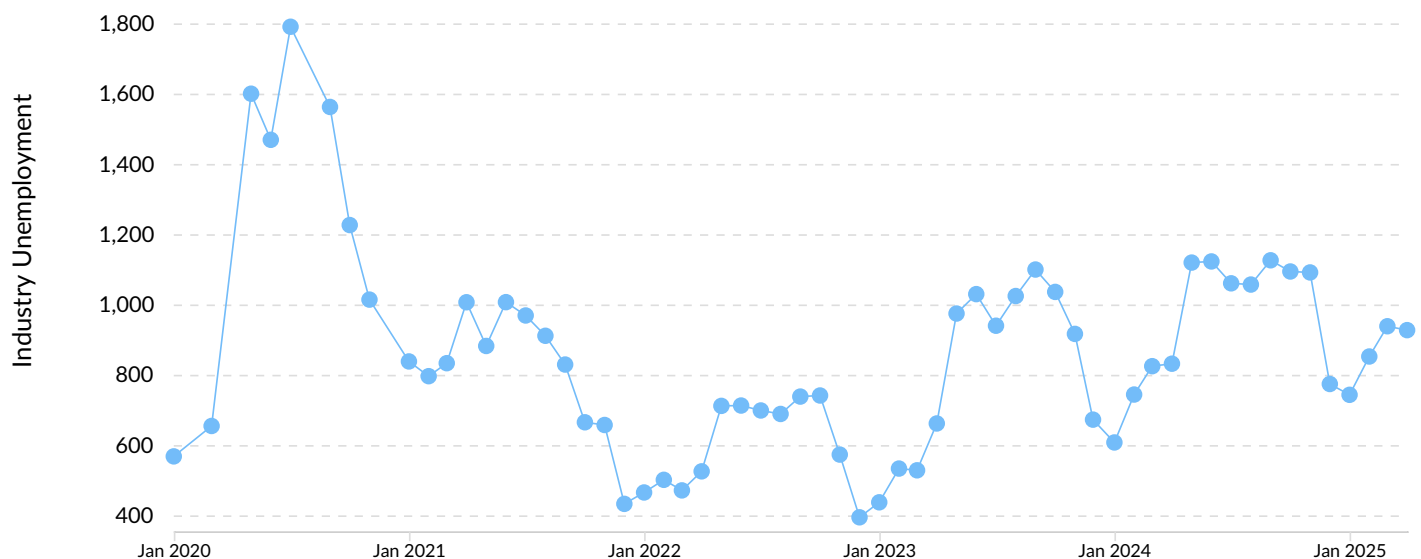
Gender Diversity

Gender diversity is about average in Milwaukee County, WI. The national average for an area this size is 11,816* female employees, while there are 12,445 here.

*National average values are derived by taking the national value for Professional, Scientific, and Technical Services and scaling it down to account for the difference in overall workforce size between the nation and Milwaukee County, WI. In other words, the values represent the national average adjusted for region size.

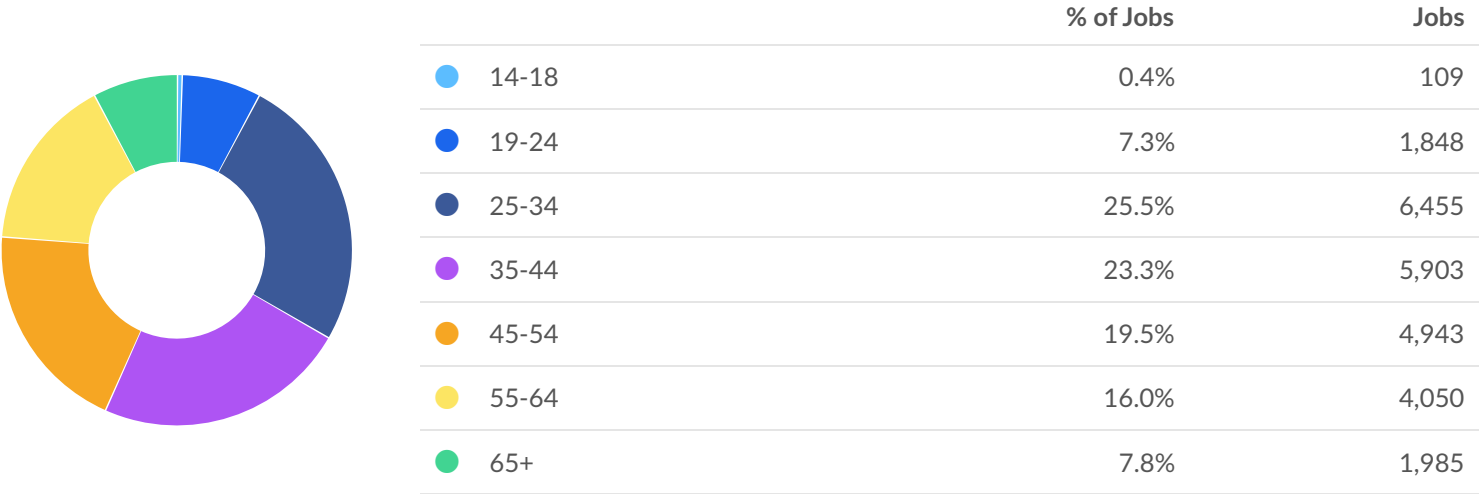
Unemployment Rate Trends

Unemployment shown at the 2-digit sector level.

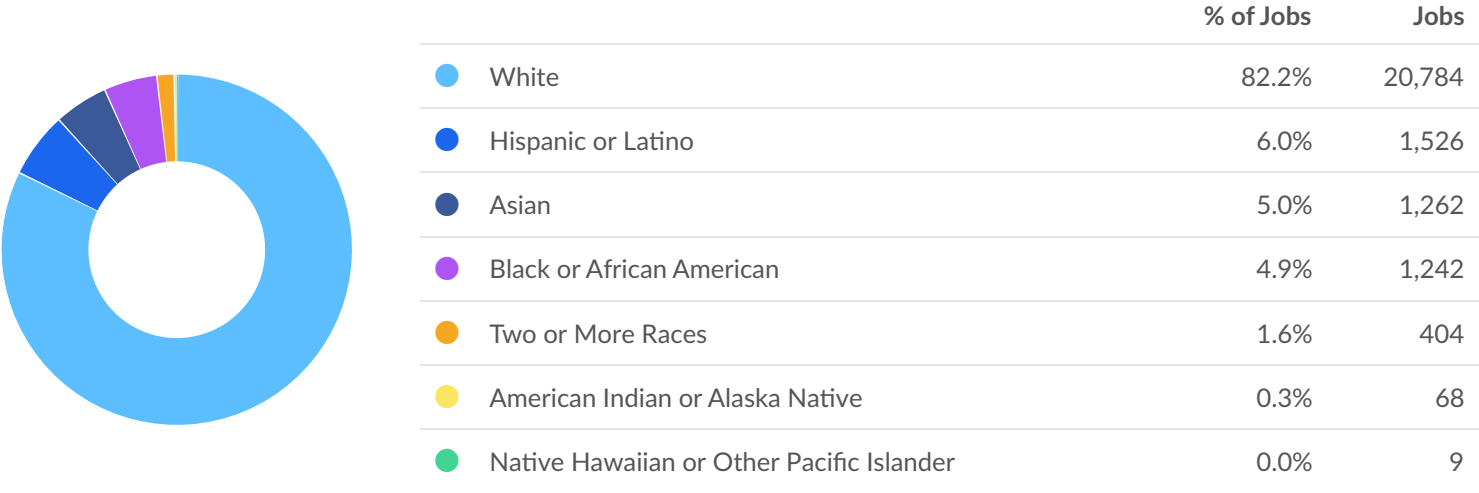


Demographic Details

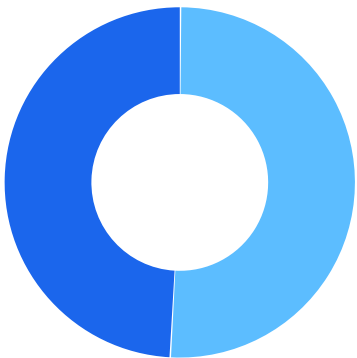
Industry Age Breakdown



Industry Race/Ethnicity Breakdown



Industry Gender Breakdown



	% of Jobs	Jobs
<div><div></div> Males</div>	50.8%	12,848
<div><div></div> Females</div>	49.2%	12,445

Most Jobs are Found in the Business and Financial Operations Occupations Industry Sector



Occupation	% of Industry in Occupation (2024)
<div><div></div> Business and Financial Operations Occupations</div>	20.4%
<div><div></div> Office and Administrative Support Occupations</div>	15.9%
<div><div></div> Legal Occupations</div>	14.0%
<div><div></div> Computer and Mathematical Occupations</div>	11.0%
<div><div></div> Architecture and Engineering Occupations</div>	9.4%
<div><div></div> Management Occupations</div>	8.9%
<div><div></div> Other</div>	20.3%

Demand



1,156 Employers Competing

All employers in the region who posted for this job over the last 12 months.



12,749 Unique Job Postings

The number of unique postings for this job over the last 12 months.



25 Day Median Duration

Posting duration is 2 days shorter than what's typical in the region.

Top Companies	Unique Postings
Accenture	1,028 <div></div>
Deloitte	754 <div></div>
Baker Tilly	657 <div></div>
PricewaterhouseCoopers	626 <div></div>
FIS	516 <div></div>

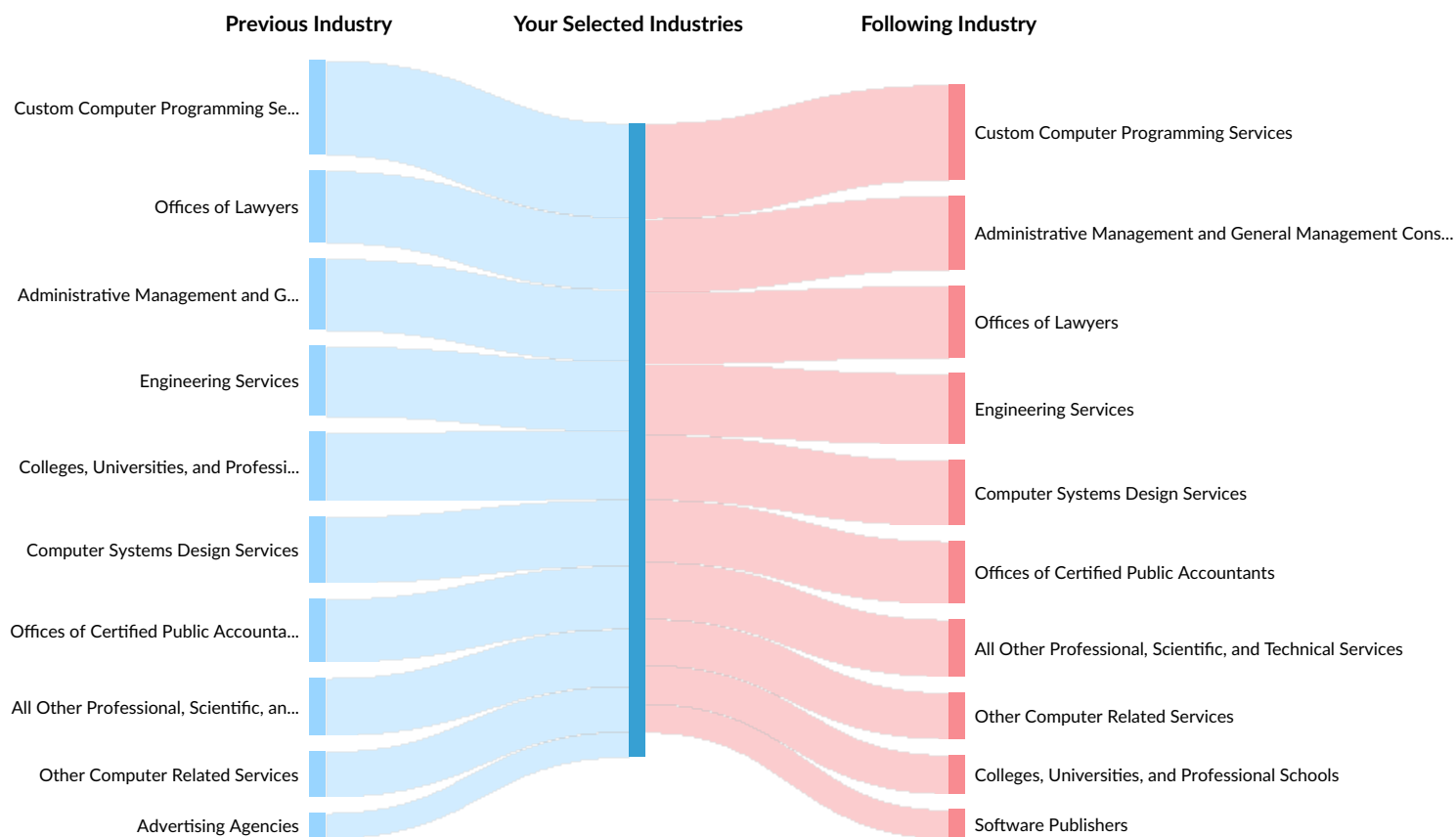
Top Job Titles	Unique Postings
Project Managers	77 <div></div>
Retail Merchandisers	65 <div></div>
Administrative Assistants	52 <div></div>
Customer Service Representativ...	50 <div></div>
Business Analysts/Project Mana...	49 <div></div>

Industry Gain and Drain

The table below analyzes the profiles of current and past people in your selected industries. The left column shows job transitions from other industries to your selected industries. The right column shows job transitions from your selected industries to other industries.

Please note, results are only available at the national level and the 6-digit NAICS level. Also your selection has been limited to 100 industries.

The following represents the job transitions of employees in your selected industries in the United States:



Previous Industries	Transitions
Custom Computer Programming Services	485,786
Offices of Lawyers	368,547
Administrative Management and General Management Consulting Services	365,998

Previous Industries	Transitions
Engineering Services	359,280
Colleges, Universities, and Professional Schools	353,532
Computer Systems Design Services	338,980
Offices of Certified Public Accountants	323,582
All Other Professional, Scientific, and Technical Services	294,992
Other Computer Related Services	232,711
Advertising Agencies	130,157
Research and Development in the Physical, Engineering, and Life Sciences (except Nanotechnology and Biotechnology)	122,426
Software Publishers	121,782
Marketing Consulting Services	120,705
Other Management Consulting Services	113,292
Other Scientific and Technical Consulting Services	97,156
Research and Development in Biotechnology (except Nanobiotechnology)	96,508
Other Accounting Services	83,661
Payroll Services	70,480
Architectural Services	69,062
Commercial Banking	65,246
National Security	65,181
General Medical and Surgical Hospitals	59,722
Computing Infrastructure Providers, Data Processing, Web Hosting, and Related Services	57,375
Employment Placement Agencies	57,234
Full-Service Restaurants	46,795
Pharmaceutical Preparation Manufacturing	44,130
Elementary and Secondary Schools	42,715

Previous Industries	Transitions
Offices of Physicians (except Mental Health Specialists)	41,998
Insurance Agencies and Brokerages	40,221
All Other Miscellaneous Retailers	39,981
Clothing and Clothing Accessories Retailers	34,883
Public Relations Agencies	34,218
Marketing Research and Public Opinion Polling	33,933
Veterinary Services	33,686
Offices of Real Estate Agents and Brokers	31,717
Limited-Service Restaurants	31,559
Testing Laboratories and Services	29,323
Process, Physical Distribution, and Logistics Consulting Services	26,881
Office Administrative Services	26,746
Temporary Help Services	26,350
Environmental Consulting Services	26,341
Wireless Telecommunications Carriers (except Satellite)	25,973
Web Search Portals and All Other Information Services	25,810
Research and Development in the Social Sciences and Humanities	24,109
Other General Government Support	24,086
Commercial and Institutional Building Construction	23,738
Portfolio Management and Investment Advice	23,658
Electronic Computer Manufacturing	23,612
Hotels (except Casino Hotels) and Motels	23,400
Direct Health and Medical Insurance Carriers	22,753
Electronics and Appliance Retailers	22,594

Previous Industries	Transitions
Computer Terminal and Other Computer Peripheral Equipment Manufacturing	22,087
Human Resources Consulting Services	21,082
Department Stores	21,073
Supermarkets and Other Grocery (except Convenience) Stores	20,718
All Other Personal Services	20,521
Graphic Design Services	19,879
Investment Banking and Securities Intermediation	19,854
Search, Detection, Navigation, Guidance, Aeronautical, and Nautical System and Instrument Manufacturing	19,847
All Other Support Services	19,525
Other Services Related to Advertising	17,335
Financial Transactions Processing, Reserve, and Clearinghouse Activities	17,294
Electrical Contractors and Other Wiring Installation Contractors	17,129
Educational Support Services	16,475
Wholesale Trade Agents and Brokers	16,409
Junior Colleges	15,964
All Other Miscellaneous Ambulatory Health Care Services	14,893
Tax Preparation Services	14,575
Aircraft Manufacturing	14,195
Pharmacies and Drug Retailers	13,800
Fitness and Recreational Sports Centers	13,157
Motion Picture and Video Production	13,078
Medical Laboratories	12,821
Automobile and Light Duty Motor Vehicle Manufacturing	12,750
All Other Legal Services	12,701

Previous Industries	Transitions
Other Activities Related to Real Estate	12,658
Other Individual and Family Services	12,657
Offices of Other Holding Companies	12,489
Plumbing, Heating, and Air-Conditioning Contractors	12,458
Surgical and Medical Instrument Manufacturing	12,188
Home Health Care Services	11,838
Computer and Computer Peripheral Equipment and Software Merchant Wholesalers	11,748
Landscape Architectural Services	11,726
Lessors of Nonresidential Buildings (except Miniwarehouses)	11,700
Miscellaneous Financial Investment Activities	11,367
Couriers and Express Delivery Services	11,167
Religious Organizations	11,102
Analytical Laboratory Instrument Manufacturing	11,059
Direct Property and Casualty Insurance Carriers	10,789
Media Streaming Distribution Services, Social Networks, and Other Media Networks and Content Providers	10,542
Direct Life Insurance Carriers	10,526
Civic and Social Organizations	10,297
Computer Facilities Management Services	10,239
Research and Development in Nanotechnology	10,238
Semiconductor and Related Device Manufacturing	10,174
Telecommunications Resellers	10,153
All Other Telecommunications	10,093
Warehouse Clubs and Supercenters	10,028
Freight Transportation Arrangement	10,009
Child Care Services	9,990

Following Industries	Transitions
Custom Computer Programming Services	489,643
Administrative Management and General Management Consulting Services	379,487
Offices of Lawyers	366,890
Engineering Services	363,593
Computer Systems Design Services	332,965
Offices of Certified Public Accountants	319,854
All Other Professional, Scientific, and Technical Services	292,313
Other Computer Related Services	237,350
Colleges, Universities, and Professional Schools	199,193
Software Publishers	146,951
Advertising Agencies	127,802
Research and Development in the Physical, Engineering, and Life Sciences (except Nanotechnology and Biotechnology)	123,130
Marketing Consulting Services	118,752
Other Management Consulting Services	112,992
Research and Development in Biotechnology (except Nanobiotechnology)	100,735
Other Scientific and Technical Consulting Services	94,889
Other Accounting Services	84,705
Commercial Banking	73,328
Payroll Services	70,366
Architectural Services	68,233
Computing Infrastructure Providers, Data Processing, Web Hosting, and Related Services	63,737
General Medical and Surgical Hospitals	55,086
All Other Miscellaneous Retailers	52,821
Employment Placement Agencies	49,413

Following Industries	Transitions
Pharmaceutical Preparation Manufacturing	47,659
Insurance Agencies and Brokerages	44,581
Offices of Physicians (except Mental Health Specialists)	36,641
Web Search Portals and All Other Information Services	35,213
Elementary and Secondary Schools	34,385
Offices of Real Estate Agents and Brokers	34,333
Public Relations Agencies	33,444
Marketing Research and Public Opinion Polling	32,955
Veterinary Services	32,857
Full-Service Restaurants	31,186
Portfolio Management and Investment Advice	29,676
Direct Health and Medical Insurance Carriers	29,196
Office Administrative Services	28,429
Testing Laboratories and Services	27,569
National Security	27,495
Process, Physical Distribution, and Logistics Consulting Services	26,517
Environmental Consulting Services	26,441
Research and Development in the Social Sciences and Humanities	24,763
Temporary Help Services	24,417
Other General Government Support	24,204
Financial Transactions Processing, Reserve, and Clearinghouse Activities	24,030
Investment Banking and Securities Intermediation	23,389
Commercial and Institutional Building Construction	22,552
Human Resources Consulting Services	21,322

Following Industries	Transitions
Clothing and Clothing Accessories Retailers	21,001
Graphic Design Services	19,898
All Other Personal Services	19,399
Electronic Computer Manufacturing	18,811
Search, Detection, Navigation, Guidance, Aeronautical, and Nautical System and Instrument Manufacturing	18,502
Limited-Service Restaurants	17,922
Other Services Related to Advertising	17,189
Wholesale Trade Agents and Brokers	16,955
All Other Support Services	16,905
Wireless Telecommunications Carriers (except Satellite)	16,844
Hotels (except Casino Hotels) and Motels	15,766
Computer Terminal and Other Computer Peripheral Equipment Manufacturing	15,661
Electrical Contractors and Other Wiring Installation Contractors	15,563
All Other Miscellaneous Ambulatory Health Care Services	15,429
Surgical and Medical Instrument Manufacturing	14,851
Automobile and Light Duty Motor Vehicle Manufacturing	14,270
Miscellaneous Financial Investment Activities	14,128
Electronics and Appliance Retailers	13,929
Motion Picture and Video Production	13,780
Aircraft Manufacturing	13,599
Medical Laboratories	13,597
Semiconductor and Related Device Manufacturing	13,279
Tax Preparation Services	13,114
Other Activities Related to Real Estate	13,036

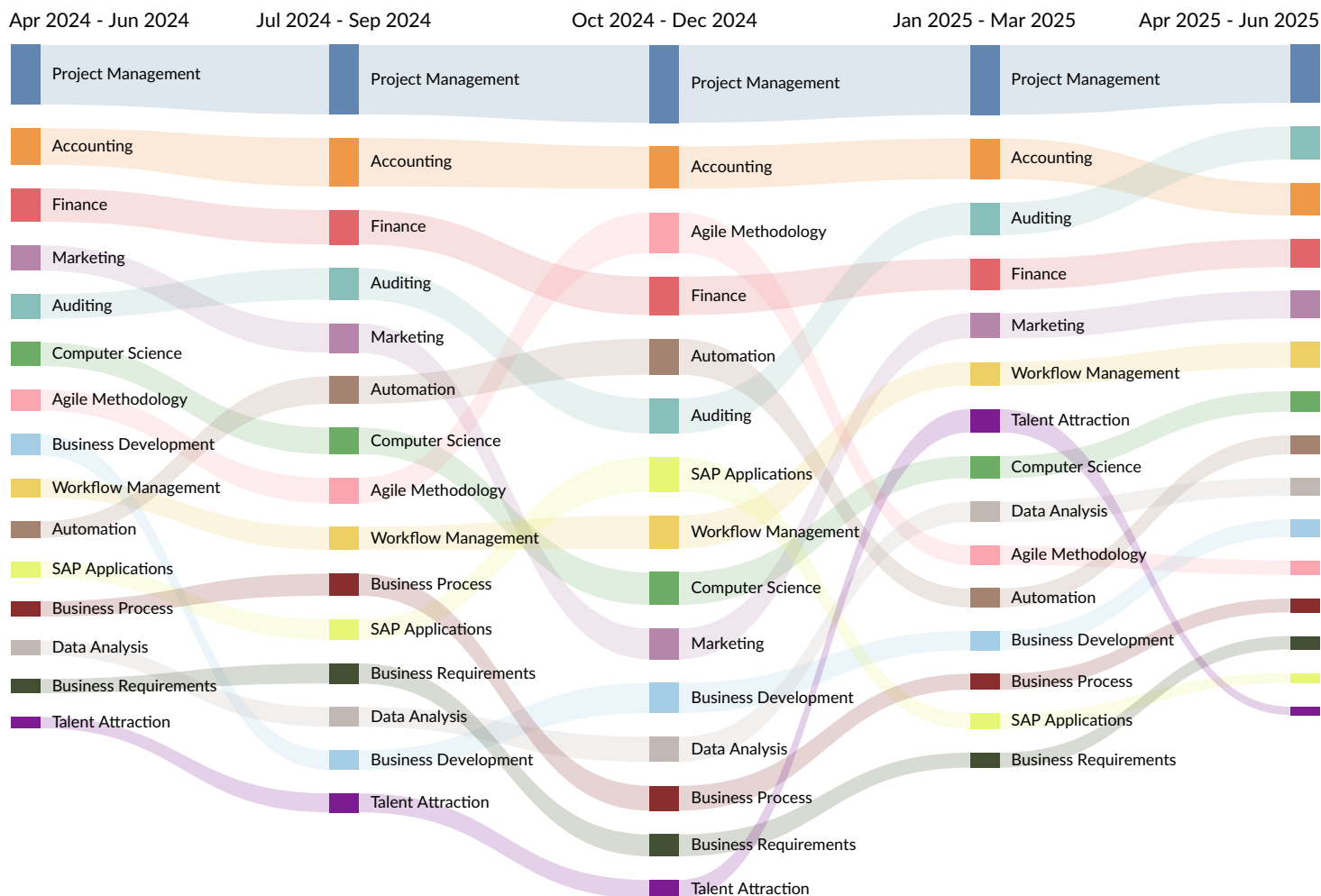
Following Industries	Transitions
Educational Support Services	12,555
Offices of Other Holding Companies	12,178
Analytical Laboratory Instrument Manufacturing	11,822
Pharmacies and Drug Retailers	11,769
All Other Legal Services	11,712
Computer and Computer Peripheral Equipment and Software Merchant Wholesalers	11,652
Junior Colleges	11,637
Plumbing, Heating, and Air-Conditioning Contractors	11,469
Supermarkets and Other Grocery (except Convenience) Stores	11,285
Landscape Architectural Services	11,241
Telecommunications Resellers	11,202
Home Health Care Services	11,057
Other Individual and Family Services	10,991
Direct Property and Casualty Insurance Carriers	10,750
All Other Business Support Services	10,745
Media Streaming Distribution Services, Social Networks, and Other Media Networks and Content Providers	10,559
Direct Life Insurance Carriers	10,504
Department Stores	10,439
Guided Missile and Space Vehicle Manufacturing	10,261
Research and Development in Nanotechnology	10,077
Television Broadcasting Stations	10,069
Lessors of Nonresidential Buildings (except Miniwarehouses)	9,881
Medical, Dental, and Hospital Equipment and Supplies Merchant Wholesalers	9,865
Computer Facilities Management Services	9,722

Following Industries	Transitions
Lessors of Residential Buildings and Dwellings	9,686
All Other Telecommunications	9,639
Other Electric Power Generation	9,359
Translation and Interpretation Services	9,222

What skills are they posting for?

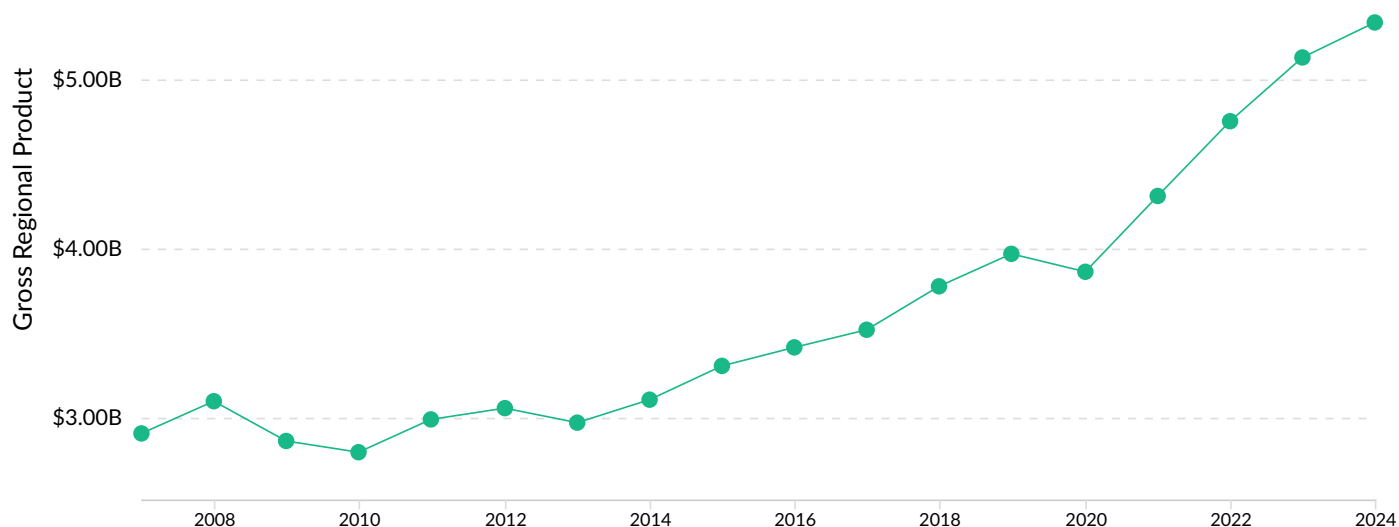
Top 15 Skills for All Job Types Sought by Your Selected Companies by Quarter

Skills help us understand the direction an industry is headed.



Gross Regional Product (GRP)

\$4.1B	\$1.0B	\$164.8M	\$5.3B
Earnings (2024)	Property Income (2024)	Taxes (2024)	Total GRP (2024)



Industry Requirements

Purchases from	In-region Purchases	Imported Purchases	Total Purchases
Temporary Help Services	\$92,058,120	\$2,548	\$92,060,669
Corporate, Subsidiary, and Regional Managing Offices	\$72,117,973	\$376,846	\$72,494,819
Lessors of Residential Buildings and Dwellings	\$67,041,188	\$262,794	\$67,303,982
Offices of Real Estate Agents and Brokers	\$32,678,233	\$24,609,609	\$57,287,843
Lessors of Nonfinancial Intangible Assets (except Copyrighted Works)	\$26,598,572	\$25,757,844	\$52,356,416