

# Manufacturing in Milwaukee County, WI

Southwest Wisconsin Workforce Development Board



Wisconsin

# Contents

What is Lightcast Data? .....	1
Report Parameters .....	2
Workforce Map .....	3
Executive Summary .....	4
Supply (Jobs) .....	5
Demographic Details .....	7
Demand .....	9
What skills are they posting for? .....	20

## What is Lightcast Data?

Lightcast data is a hybrid dataset derived from official government sources such as the US Census Bureau, Bureau of Economic Analysis, and Bureau of Labor Statistics. Leveraging the unique strengths of each source, our data modeling team creates an authoritative dataset that captures more than 99% of all workers in the United States. This core offering is then enriched with data from online social profiles, resumés, and job postings to give you a complete view of the workforce.

Lightcast data is frequently cited in major publications such as *The Atlantic*, *Forbes*, *Harvard Business Review*, *The New York Times*, *The Wall Street Journal*, and *USA Today*.



## Report Parameters

### 1 Industry

31      Manufacturing

---

### 1 County

55079      Milwaukee County, WI

---

### Class of Worker

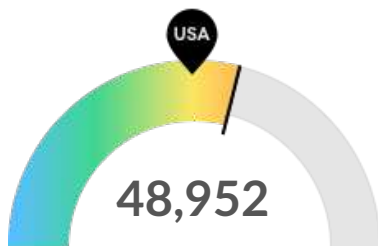
QCEW Employees, Non-QCEW Employees, and Self-Employed

The information in this report pertains to the chosen industry and geographical area.



## Executive Summary

### Aggressive Hiring Competition Over a Deep Supply of Regional Talent



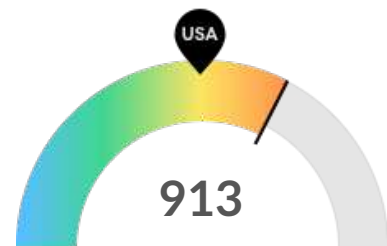
**Supply (Jobs)**

Milwaukee County, WI is a hotspot for this kind of talent. The national average for an area this size is 39,194\* employees, while there are 48,952 here.



**Earnings Per Job**

Earnings per job are about the same as the national average. Earnings per jobs is the total industry earnings divided by the number of jobs in the industry.



**Demand (Job Postings)**

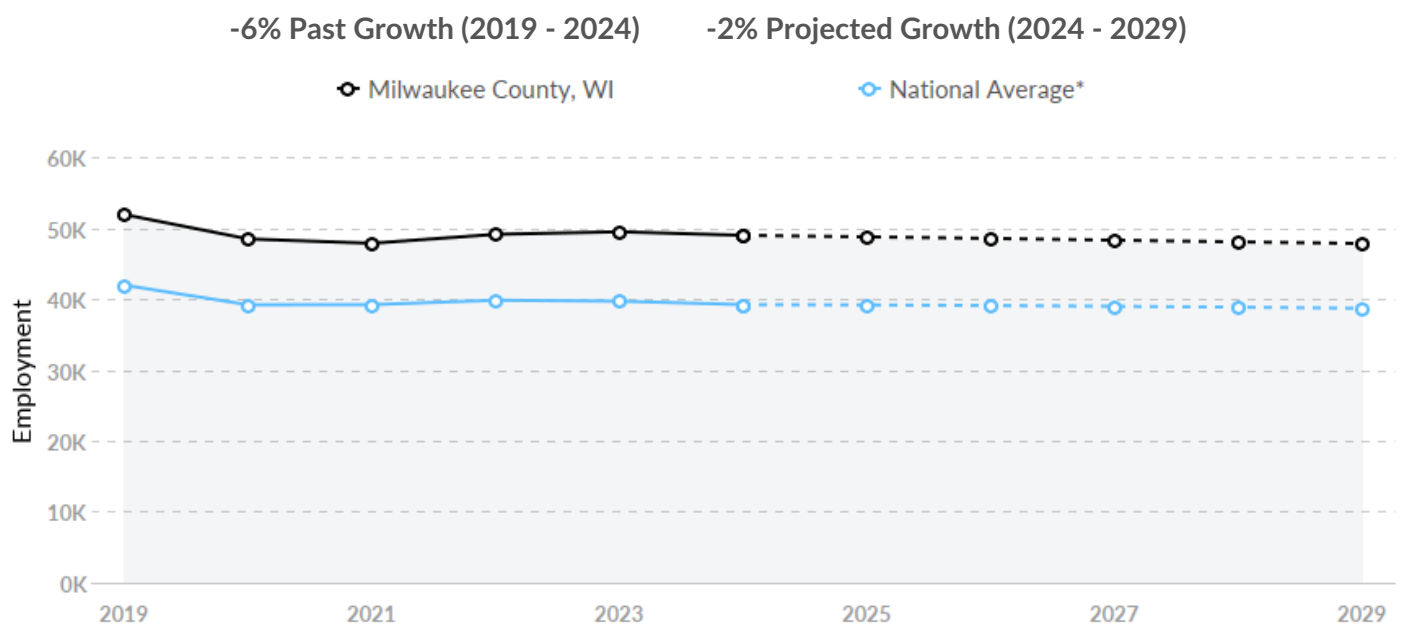
Competition from online job postings is high in Milwaukee County, WI. The national average for an area this size is 600\* job postings/mo, while there are 913 here.

\*National average values are derived by taking the national value for Manufacturing and scaling it down to account for the difference in overall workforce size between the nation and Milwaukee County, WI. In other words, the values represent the national average adjusted for region size.

## Supply (Jobs)

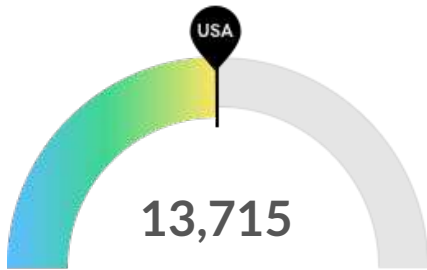
### Supply Is Higher Than the National Average

The regional vs. national average employment helps you understand if the supply of Manufacturing is a strength or weakness for Milwaukee County, WI, and how it is changing relative to the nation. An average area of this size would have 39,194\* employees, while there are 48,952 here. This higher than expected supply may make it easier to find candidates. The gap between expected and actual employment is expected to remain roughly the same over the next 5 years.



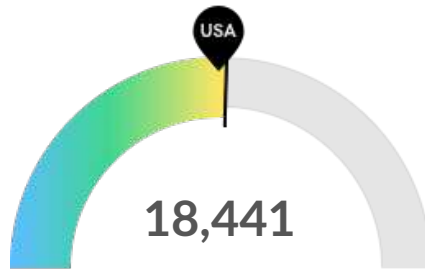
\*National average values are derived by taking the national value for Manufacturing and scaling it down to account for the difference in overall workforce size between the nation and Milwaukee County, WI. In other words, the values represent the national average adjusted for region size.

## Retirement Risk Is About Average, While Overall Diversity Is About Average



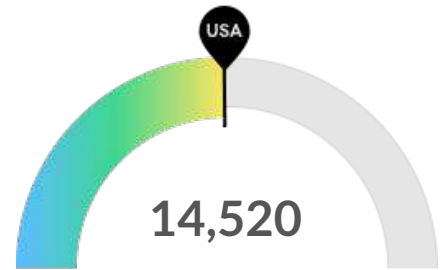
**Retiring Soon**

Retirement risk is about average in Milwaukee County, WI. The national average for an area this size is 13,763\* employees 55 or older, while there are 13,715 here.



**Racial Diversity**

Racial diversity is about average in Milwaukee County, WI. The national average for an area this size is 17,970\* racially diverse employees, while there are 18,441 here.



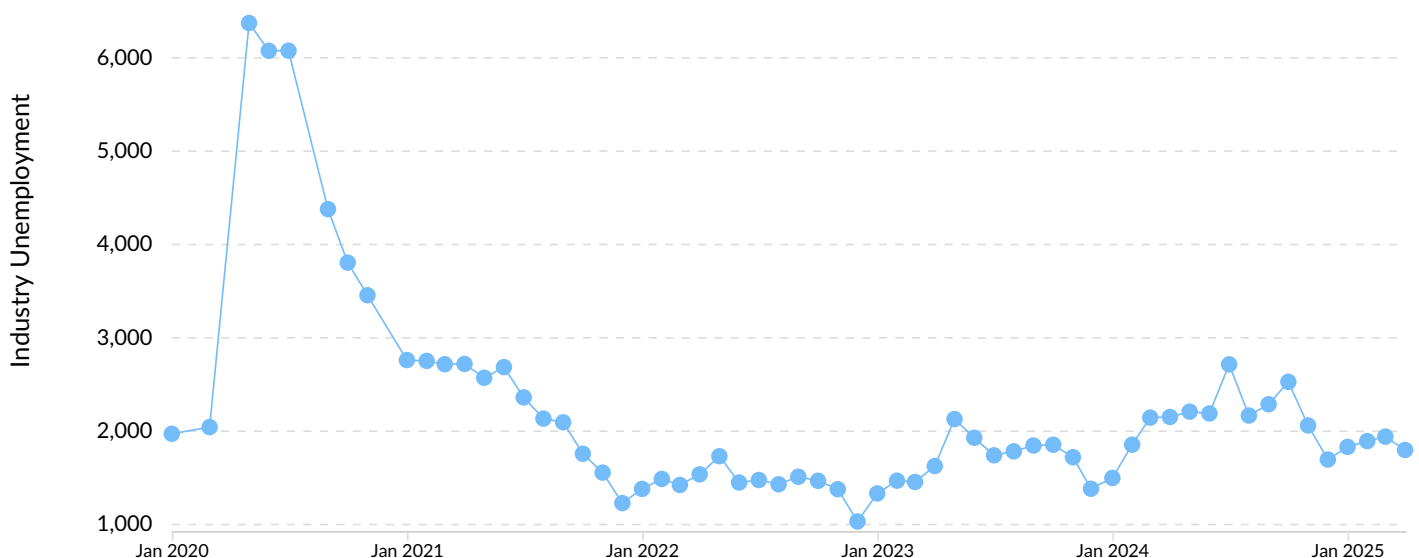
**Gender Diversity**

Gender diversity is about average in Milwaukee County, WI. The national average for an area this size is 14,692\* female employees, while there are 14,520 here.

\*National average values are derived by taking the national value for Manufacturing and scaling it down to account for the difference in overall workforce size between the nation and Milwaukee County, WI. In other words, the values represent the national average adjusted for region size.

## Unemployment Rate Trends

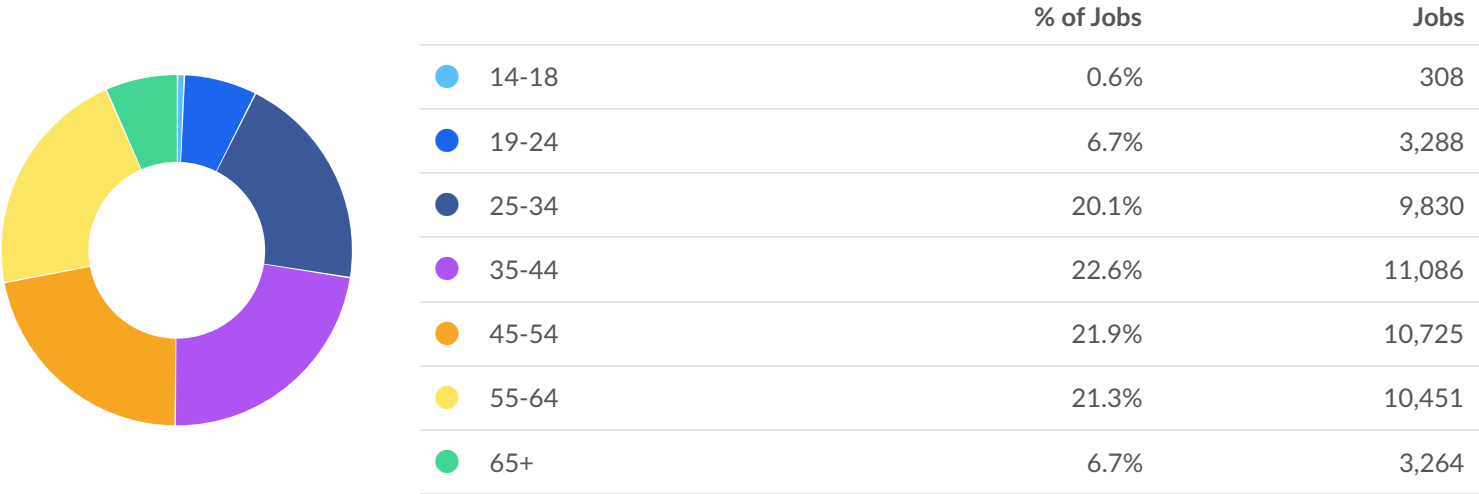
Unemployment shown at the 2-digit sector level.



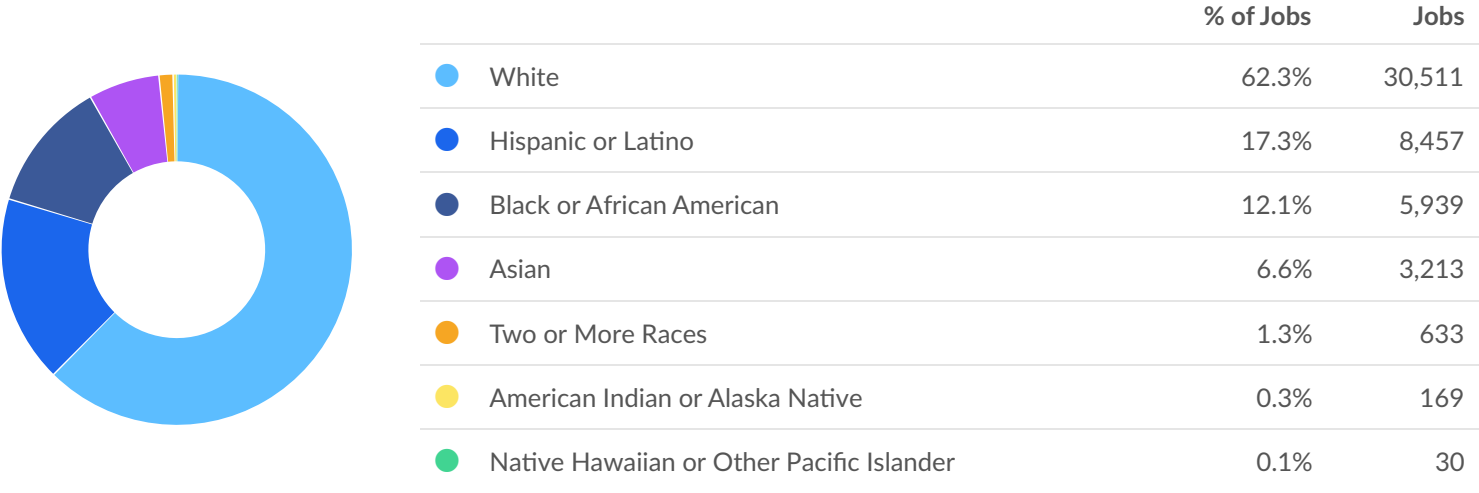


# Demographic Details

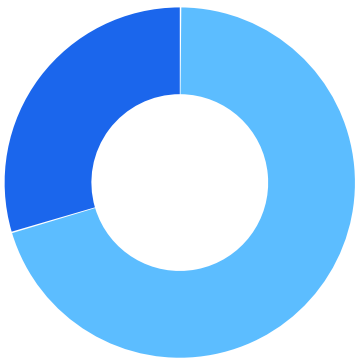
## Industry Age Breakdown



## Industry Race/Ethnicity Breakdown

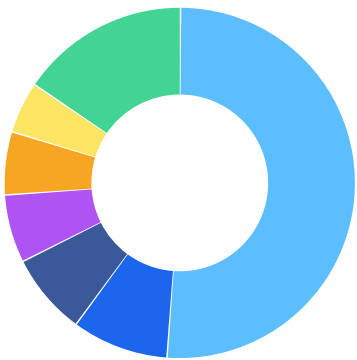


### Industry Gender Breakdown



	% of Jobs	Jobs
Males	70.3%	34,432
Females	29.7%	14,520

### Most Jobs are Found in the Production Occupations Industry Sector



Occupation	% of Industry in Occupation (2024)
Production Occupations	51.1%
Transportation and Material Moving Occupations	8.9%
Office and Administrative Support Occupations	7.5%
Architecture and Engineering Occupations	6.3%
Management Occupations	5.8%
Business and Financial Operations Occupations	4.8%
Other	15.6%

# Demand



## 907 Employers Competing

All employers in the region who posted for this job over the last 12 months.



## 10,956 Unique Job Postings

The number of unique postings for this job over the last 12 months.



## 31 Day Median Duration

Posting duration is 4 days longer than what's typical in the region.

Top Companies	Unique Postings
Rockwell Automation	506 <div></div>
Harley-Davidson	433 <div></div>
Molson Coors	328 <div></div>
Clarios	302 <div></div>
Brady Worldwide	293 <div></div>

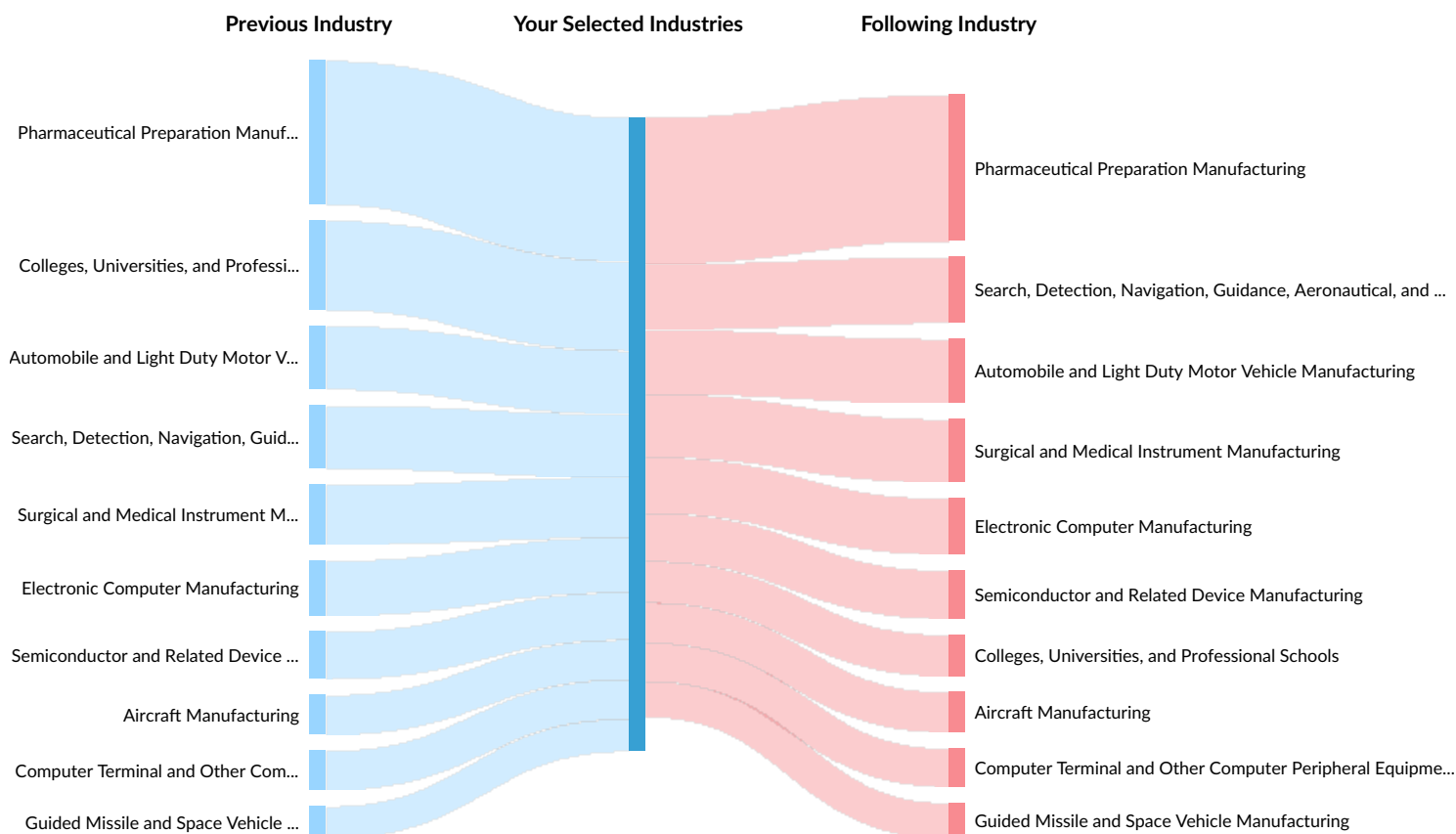
Top Job Titles	Unique Postings
Maintenance Technicians	124 <div></div>
Machine Operators	112 <div></div>
Material Handlers	82 <div></div>
Field Service Technicians	58 <div></div>
Production Supervisors	52 <div></div>

## Industry Gain and Drain

The table below analyzes the profiles of current and past people in your selected industries. The left column shows job transitions from other industries to your selected industries. The right column shows job transitions from your selected industries to other industries.

Please note, results are only available at the national level and the 6-digit NAICS level. Also your selection has been limited to 100 industries.

The following represents the job transitions of employees in your selected industries in the United States:



Previous Industries	Transitions
Pharmaceutical Preparation Manufacturing	334,857
Colleges, Universities, and Professional Schools	207,755
Automobile and Light Duty Motor Vehicle Manufacturing	147,522

Previous Industries	Transitions
Search, Detection, Navigation, Guidance, Aeronautical, and Nautical System and Instrument Manufacturing	147,061
Surgical and Medical Instrument Manufacturing	139,940
Electronic Computer Manufacturing	127,879
Semiconductor and Related Device Manufacturing	110,240
Aircraft Manufacturing	92,306
Computer Terminal and Other Computer Peripheral Equipment Manufacturing	91,847
Guided Missile and Space Vehicle Manufacturing	75,309
Analytical Laboratory Instrument Manufacturing	73,741
Other Motor Vehicle Parts Manufacturing	70,933
Soft Drink Manufacturing	64,285
Medicinal and Botanical Manufacturing	62,308
Surgical Appliance and Supplies Manufacturing	58,605
Biological Product (except Diagnostic) Manufacturing	56,770
Engineering Services	55,620
Petroleum Refineries	54,899
National Security	51,755
Custom Computer Programming Services	49,917
Aircraft Engine and Engine Parts Manufacturing	49,513
All Other Miscellaneous Food Manufacturing	48,491
Software Publishers	46,168
Footwear Manufacturing	39,364
All Other Professional, Scientific, and Technical Services	38,952
Computer Systems Design Services	37,457
All Other Miscellaneous Electrical Equipment and Component Manufacturing	36,220

Previous Industries	Transitions
Plastics Material and Resin Manufacturing	35,769
Commercial Printing (except Screen and Books)	34,996
All Other Miscellaneous Manufacturing	34,041
Commercial and Service Industry Machinery Manufacturing	33,766
All Other Industrial Machinery Manufacturing	33,398
All Other Miscellaneous Retailers	33,026
Employment Placement Agencies	32,615
General Medical and Surgical Hospitals	32,592
Full-Service Restaurants	32,378
Paint and Coating Manufacturing	32,342
All Other Plastics Product Manufacturing	31,830
Research and Development in the Physical, Engineering, and Life Sciences (except Nanotechnology and Biotechnology)	31,585
Clothing and Clothing Accessories Retailers	31,521
Administrative Management and General Management Consulting Services	31,419
Cut and Sew Apparel Manufacturing (except Contractors)	29,789
Commercial Banking	29,326
Limited-Service Restaurants	27,784
Soap and Other Detergent Manufacturing	27,348
Other Electronic Component Manufacturing	25,927
Research and Development in Biotechnology (except Nanobiotechnology)	25,917
Radio and Television Broadcasting and Wireless Communications Equipment Manufacturing	24,590
Other Computer Related Services	24,344
Other Aircraft Parts and Auxiliary Equipment Manufacturing	23,966
Other Communications Equipment Manufacturing	23,803

Previous Industries	Transitions
All Other Miscellaneous Chemical Product and Preparation Manufacturing	23,153
Relay and Industrial Control Manufacturing	22,829
Wholesale Trade Agents and Brokers	22,581
Offices of Physicians (except Mental Health Specialists)	21,979
Medical, Dental, and Hospital Equipment and Supplies Merchant Wholesalers	21,514
Department Stores	21,485
Electromedical and Electrotherapeutic Apparatus Manufacturing	21,174
All Other Basic Organic Chemical Manufacturing	20,962
Construction Machinery Manufacturing	20,934
Elementary and Secondary Schools	20,606
Corrugated and Solid Fiber Box Manufacturing	20,352
Supermarkets and Other Grocery (except Convenience) Stores	20,239
Farm Machinery and Equipment Manufacturing	19,994
Offices of Certified Public Accountants	19,303
Abrasive Product Manufacturing	18,253
Apparel Accessories and Other Apparel Manufacturing	18,159
Computing Infrastructure Providers, Data Processing, Web Hosting, and Related Services	17,867
Instruments and Related Products Manufacturing for Measuring, Displaying, and Controlling Industrial Process Variables	17,666
Insurance Agencies and Brokerages	17,090
Major Household Appliance Manufacturing	16,370
Breweries	16,261
Wireless Telecommunications Carriers (except Satellite)	16,249
Other Engine Equipment Manufacturing	16,188

Previous Industries	Transitions
Office Administrative Services	16,182
Plumbing, Heating, and Air-Conditioning Contractors	15,925
Motor Vehicle Electrical and Electronic Equipment Manufacturing	15,707
Offices of Real Estate Agents and Brokers	15,644
Drugs and Druggists' Sundries Merchant Wholesalers	15,472
Air-Conditioning and Warm Air Heating Equipment and Commercial and Industrial Refrigeration Equipment Manufacturing	14,751
Electronics and Appliance Retailers	14,597
Temporary Help Services	14,428
Offices of Lawyers	14,387
Toilet Preparation Manufacturing	13,828
Power-Driven Handtool Manufacturing	13,780
Marketing Consulting Services	13,722
Hotels (except Casino Hotels) and Motels	13,645
Other Miscellaneous Durable Goods Merchant Wholesalers	13,558
Electrical Contractors and Other Wiring Installation Contractors	13,464
Fruit and Vegetable Canning	13,331
Fabricated Structural Metal Manufacturing	13,200
Commercial and Institutional Building Construction	13,051
Machine Shops	13,029
Couriers and Express Delivery Services	12,973
Chocolate and Confectionery Manufacturing from Cacao Beans	12,797
Audio and Video Equipment Manufacturing	12,735
Offices of Other Holding Companies	12,726



Previous Industries	Transitions
All Other Miscellaneous Fabricated Metal Product Manufacturing	12,572
Other Management Consulting Services	12,533
Web Search Portals and All Other Information Services	12,525
Following Industries	Transitions
Pharmaceutical Preparation Manufacturing	340,738
Search, Detection, Navigation, Guidance, Aeronautical, and Nautical System and Instrument Manufacturing	152,960
Automobile and Light Duty Motor Vehicle Manufacturing	149,345
Surgical and Medical Instrument Manufacturing	147,117
Electronic Computer Manufacturing	130,427
Semiconductor and Related Device Manufacturing	112,249
Colleges, Universities, and Professional Schools	95,984
Aircraft Manufacturing	93,734
Computer Terminal and Other Computer Peripheral Equipment Manufacturing	89,325
Guided Missile and Space Vehicle Manufacturing	83,361
Analytical Laboratory Instrument Manufacturing	75,237
Other Motor Vehicle Parts Manufacturing	70,460
Medicinal and Botanical Manufacturing	63,870
Soft Drink Manufacturing	62,536
Engineering Services	58,445
Surgical Appliance and Supplies Manufacturing	57,619
Software Publishers	56,580
Biological Product (except Diagnostic) Manufacturing	55,344
Custom Computer Programming Services	54,729
Petroleum Refineries	54,195

Following Industries	Transitions
All Other Miscellaneous Food Manufacturing	47,142
Aircraft Engine and Engine Parts Manufacturing	44,218
All Other Miscellaneous Retailers	42,772
Computer Systems Design Services	40,554
All Other Professional, Scientific, and Technical Services	40,078
Footwear Manufacturing	38,716
All Other Miscellaneous Electrical Equipment and Component Manufacturing	36,298
Administrative Management and General Management Consulting Services	34,683
Commercial Printing (except Screen and Books)	34,168
All Other Industrial Machinery Manufacturing	33,598
All Other Miscellaneous Manufacturing	33,562
Plastics Material and Resin Manufacturing	33,536
Commercial and Service Industry Machinery Manufacturing	32,891
Research and Development in the Physical, Engineering, and Life Sciences (except Nanotechnology and Biotechnology)	32,340
Paint and Coating Manufacturing	31,462
All Other Plastics Product Manufacturing	31,404
Research and Development in Biotechnology (except Nanobiotechnology)	31,207
Commercial Banking	30,377
Cut and Sew Apparel Manufacturing (except Contractors)	28,325
Computing Infrastructure Providers, Data Processing, Web Hosting, and Related Services	28,061
Other Computer Related Services	27,620
General Medical and Surgical Hospitals	26,928
Soap and Other Detergent Manufacturing	26,924

Following Industries	Transitions
Other Electronic Component Manufacturing	25,009
Other Communications Equipment Manufacturing	24,786
Radio and Television Broadcasting and Wireless Communications Equipment Manufacturing	24,111
Wholesale Trade Agents and Brokers	23,619
All Other Miscellaneous Chemical Product and Preparation Manufacturing	23,412
Office Administrative Services	22,706
Relay and Industrial Control Manufacturing	22,645
Employment Placement Agencies	22,368
Medical, Dental, and Hospital Equipment and Supplies Merchant Wholesalers	22,321
Other Aircraft Parts and Auxiliary Equipment Manufacturing	22,292
Web Search Portals and All Other Information Services	22,235
Electromedical and Electrotherapeutic Apparatus Manufacturing	22,207
Full-Service Restaurants	21,786
All Other Basic Organic Chemical Manufacturing	21,668
Clothing and Clothing Accessories Retailers	21,118
Construction Machinery Manufacturing	20,413
Elementary and Secondary Schools	19,905
Farm Machinery and Equipment Manufacturing	19,591
Offices of Real Estate Agents and Brokers	19,426
Insurance Agencies and Brokerages	19,360
Corrugated and Solid Fiber Box Manufacturing	18,903
Offices of Physicians (except Mental Health Specialists)	18,753
Apparel Accessories and Other Apparel Manufacturing	18,122

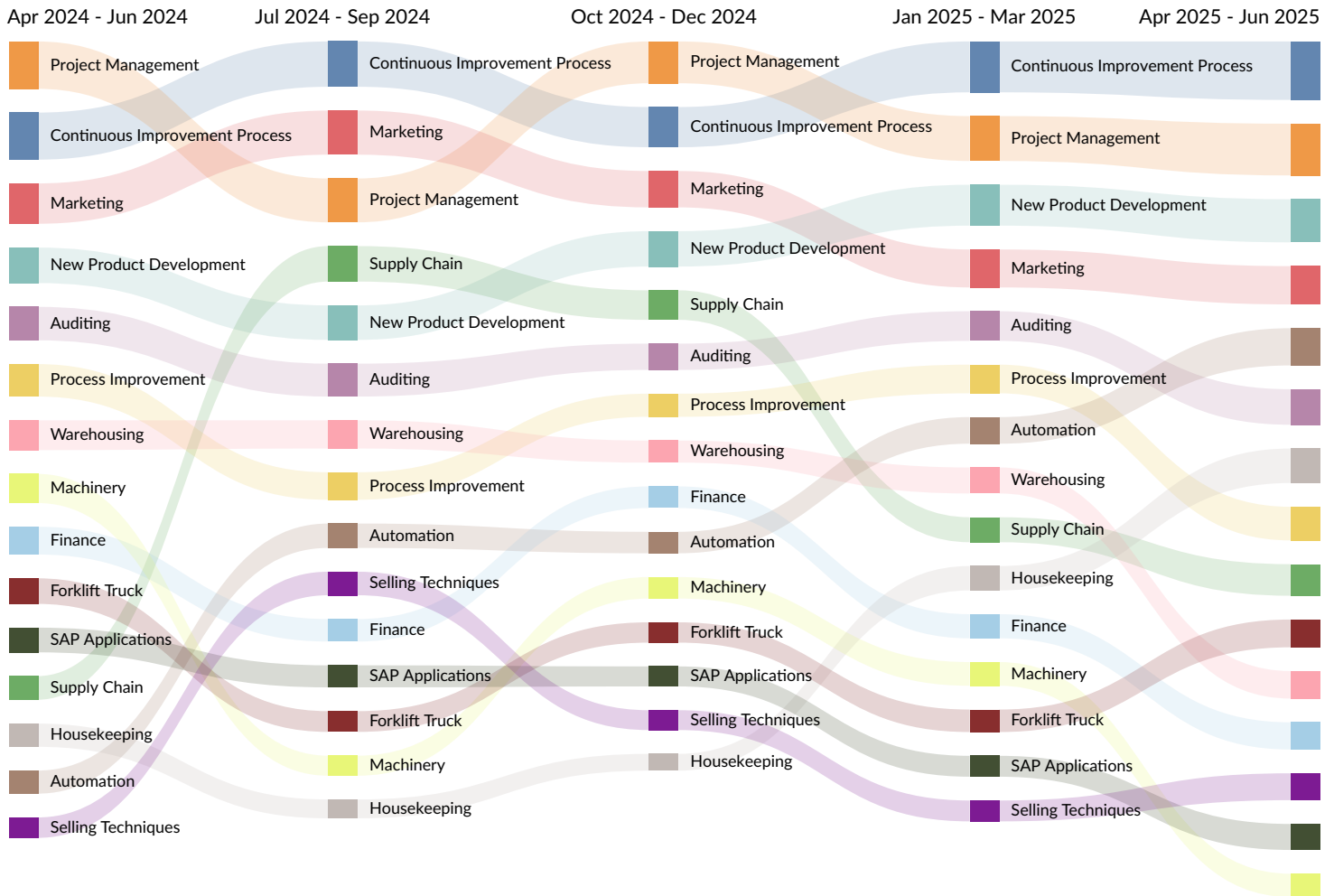
Following Industries	Transitions
Instruments and Related Products Manufacturing for Measuring, Displaying, and Controlling Industrial Process Variables	18,011
National Security	17,951
Limited-Service Restaurants	16,045
Other Engine Equipment Manufacturing	15,702
Air-Conditioning and Warm Air Heating Equipment and Commercial and Industrial Refrigeration Equipment Manufacturing	15,445
Major Household Appliance Manufacturing	15,443
Breweries	15,409
Offices of Certified Public Accountants	15,224
Abrasive Product Manufacturing	15,031
Plumbing, Heating, and Air-Conditioning Contractors	14,732
Motor Vehicle Electrical and Electronic Equipment Manufacturing	14,686
Power-Driven Handtool Manufacturing	14,626
Toilet Preparation Manufacturing	13,882
Electrical Contractors and Other Wiring Installation Contractors	13,786
Other Management Consulting Services	13,690
Industrial Machinery and Equipment Merchant Wholesalers	13,606
Fabricated Structural Metal Manufacturing	13,488
Commercial and Institutional Building Construction	13,088
Chocolate and Confectionery Manufacturing from Cacao Beans	13,067
Fruit and Vegetable Canning	12,740
All Other Miscellaneous Fabricated Metal Product Manufacturing	12,633
Marketing Consulting Services	12,537

Following Industries	Transitions
Offices of Other Holding Companies	12,289
Audio and Video Equipment Manufacturing	12,281
Drugs and Druggists' Sundries Merchant Wholesalers	12,175
Other Miscellaneous Durable Goods Merchant Wholesalers	12,104
Machine Shops	12,084
Other Basic Inorganic Chemical Manufacturing	11,840
Offices of Lawyers	11,766
Oil and Gas Field Machinery and Equipment Manufacturing	11,713
Semiconductor Machinery Manufacturing	11,712
Other Scientific and Technical Consulting Services	11,584
All Other Miscellaneous General Purpose Machinery Manufacturing	11,517
Rubber and Plastics Hoses and Belting Manufacturing	11,363

# What skills are they posting for?

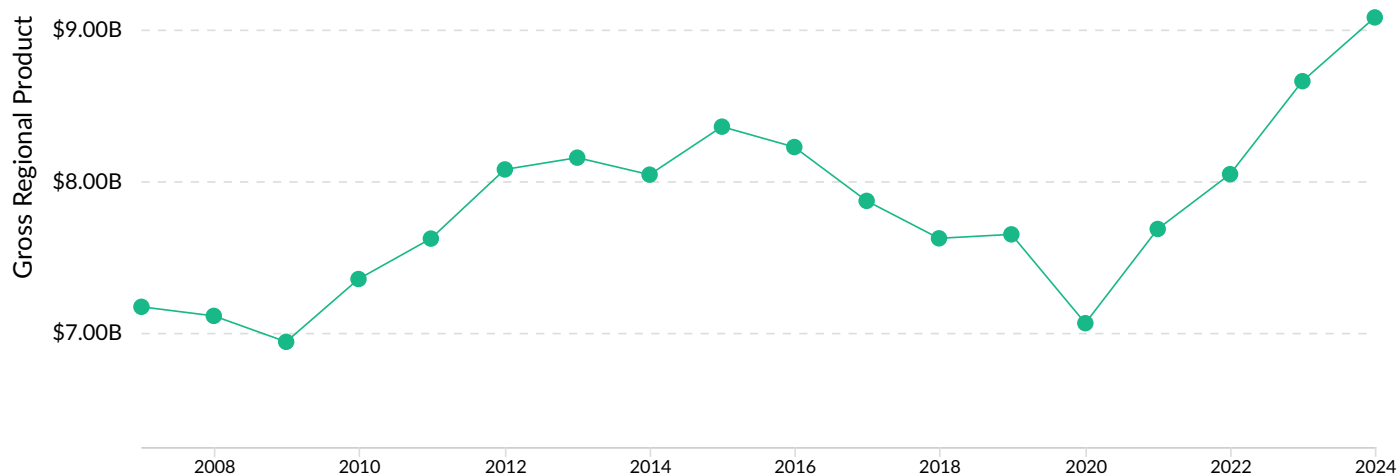
## Top 15 Skills for All Job Types Sought by Your Selected Companies by Quarter

Skills help us understand the direction an industry is headed.



## Gross Regional Product (GRP)

<b>\$5.0B</b>	<b>\$3.7B</b>	<b>\$397.9M</b>	<b>\$9.1B</b>
Earnings (2024)	Property Income (2024)	Taxes (2024)	Total GRP (2024)



## Industry Requirements

Purchases from	In-region Purchases	Imported Purchases	Total Purchases
Animal Production	\$231,052	\$560,803,924	\$561,034,976
Iron and Steel Mills and Ferroalloy Manufacturing	\$880,612	\$546,793,582	\$547,674,194
Corporate, Subsidiary, and Regional Managing Offices	\$387,482,470	\$2,024,755	\$389,507,225
Crop Production	\$10,889,827	\$317,041,922	\$327,931,749
Plastics Material and Resin Manufacturing	\$0	\$155,631,721	\$155,631,721