

# Manufacturing in Milwaukee County, WI

# Contents

What is Lightcast Data? .....	1
Report Parameters .....	2
Workforce Map .....	3
Executive Summary .....	4
Supply (Jobs) .....	5
Demographic Details .....	7
Demand .....	9
What skills are they posting for? .....	20

## What is Lightcast Data?

Lightcast data is a hybrid dataset derived from official government sources such as the US Census Bureau, Bureau of Economic Analysis, and Bureau of Labor Statistics. Leveraging the unique strengths of each source, our data modeling team creates an authoritative dataset that captures more than 99% of all workers in the United States. This core offering is then enriched with data from online social profiles, resumés, and job postings to give you a complete view of the workforce.

Lightcast data is frequently cited in major publications such as *The Atlantic*, *Forbes*, *Harvard Business Review*, *The New York Times*, *The Wall Street Journal*, and *USA Today*.



## Report Parameters

### 1 Industry

31      Manufacturing

---

### 1 County

55079      Milwaukee County, WI

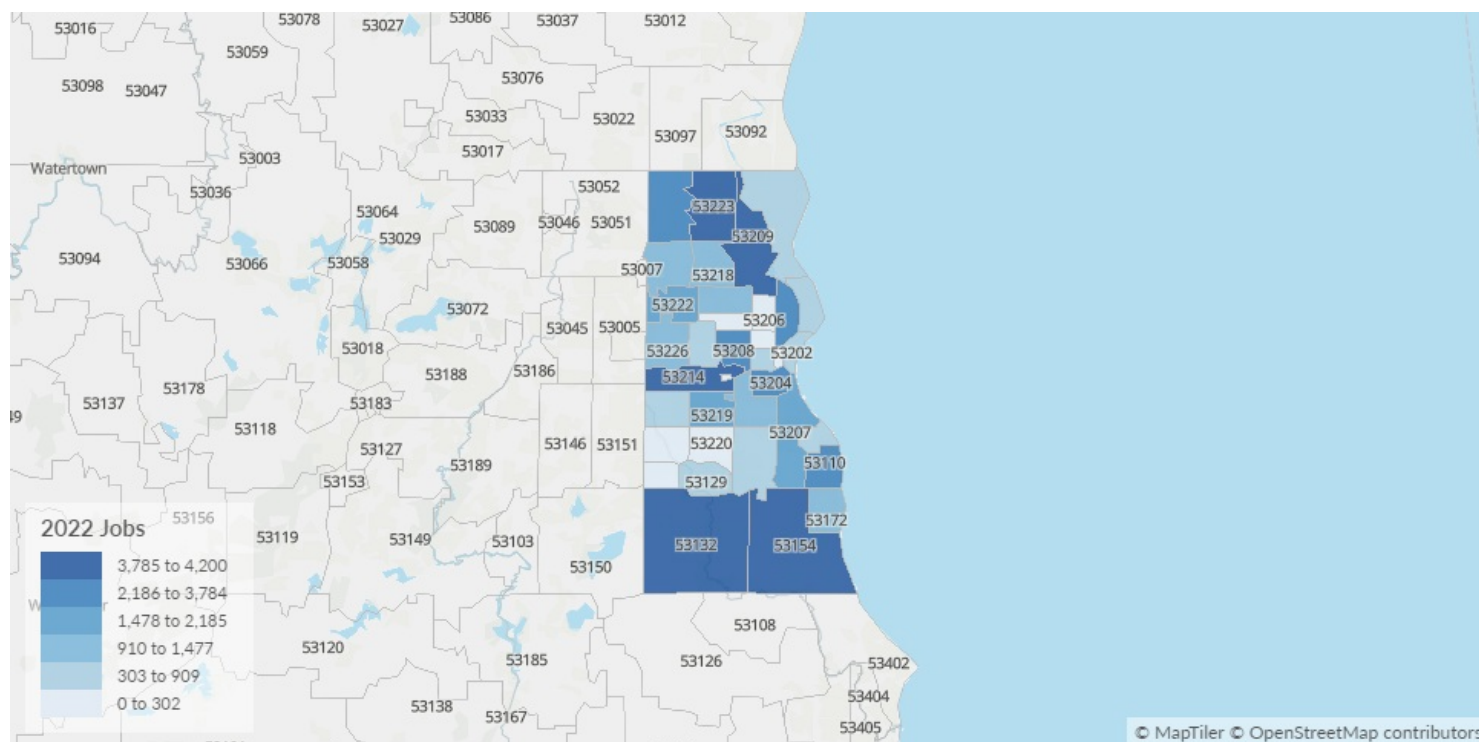
---

### Class of Worker

QCEW Employees, Non-QCEW Employees, and Self-Employed

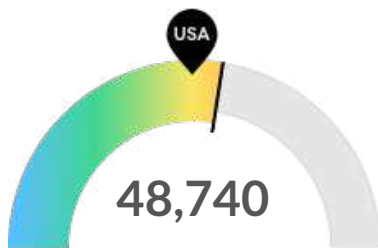
The information in this report pertains to the chosen industry and geographical area.

## Workforce Map



## Executive Summary

### Aggressive Hiring Competition Over a Deep Supply of Regional Talent



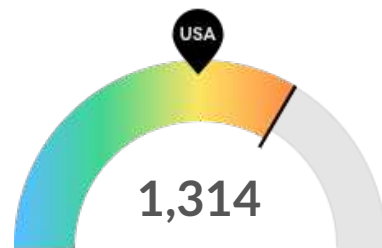
**Supply (Jobs)**

Milwaukee County, WI is a hotspot for this kind of talent. The national average for an area this size is 42,372\* employees, while there are 48,740 here.



**Earnings Per Job**

Earnings per job are about the same as the national average. The national average salary for Manufacturing in an area this size is \$97,487, while in Milwaukee County, WI it is \$94,811. Earnings per jobs is the total industry earnings divided by the number of jobs in the industry.



**Demand (Job Postings)**

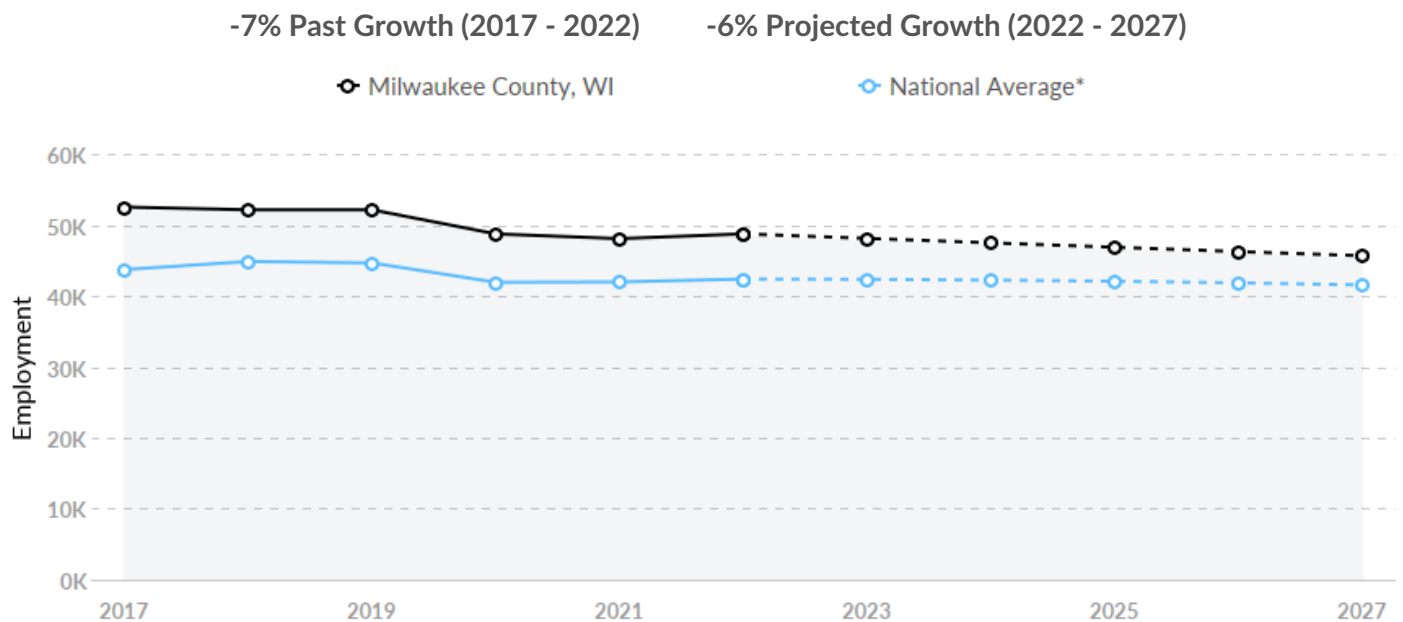
Competition from online job postings is high in Milwaukee County, WI. The national average for an area this size is 820\* job postings/mo, while there is 1,314 here.

\*National average values are derived by taking the national value for Manufacturing and scaling it down to account for the difference in overall workforce size between the nation and Milwaukee County, WI. In other words, the values represent the national average adjusted for region size.

## Supply (Jobs)

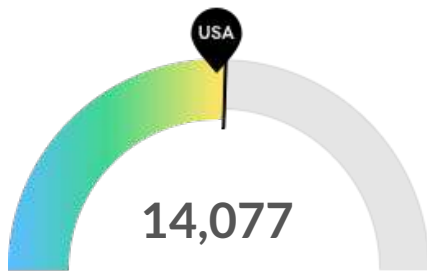
### Supply Is Higher Than the National Average

The regional vs. national average employment helps you understand if the supply of Manufacturing is a strength or weakness for Milwaukee County, WI, and how it is changing relative to the nation. An average area of this size would have 42,372\* employees, while there are 48,740 here. This higher than expected supply may make it easier to find candidates. The gap between expected and actual employment is projected to narrow over the next 5 years.



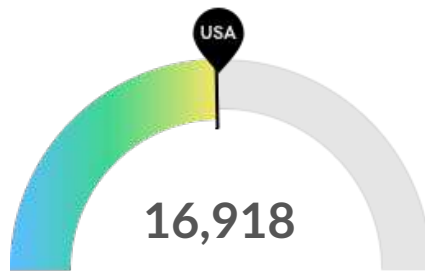
\*National average values are derived by taking the national value for Manufacturing and scaling it down to account for the difference in overall workforce size between the nation and Milwaukee County, WI. In other words, the values represent the national average adjusted for region size.

## Retirement Risk Is About Average, While Overall Diversity Is About Average



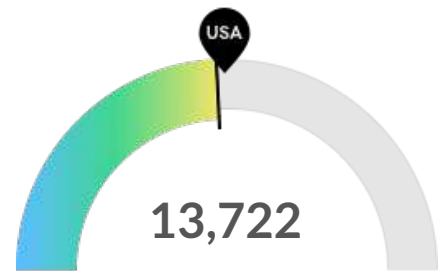
**Retiring Soon**

Retirement risk is about average in Milwaukee County, WI. The national average for an area this size is 13,645\* employees 55 or older, while there are 14,077 here.



**Racial Diversity**

Racial diversity is about average in Milwaukee County, WI. The national average for an area this size is 17,261\* racially diverse employees, while there are 16,918 here.



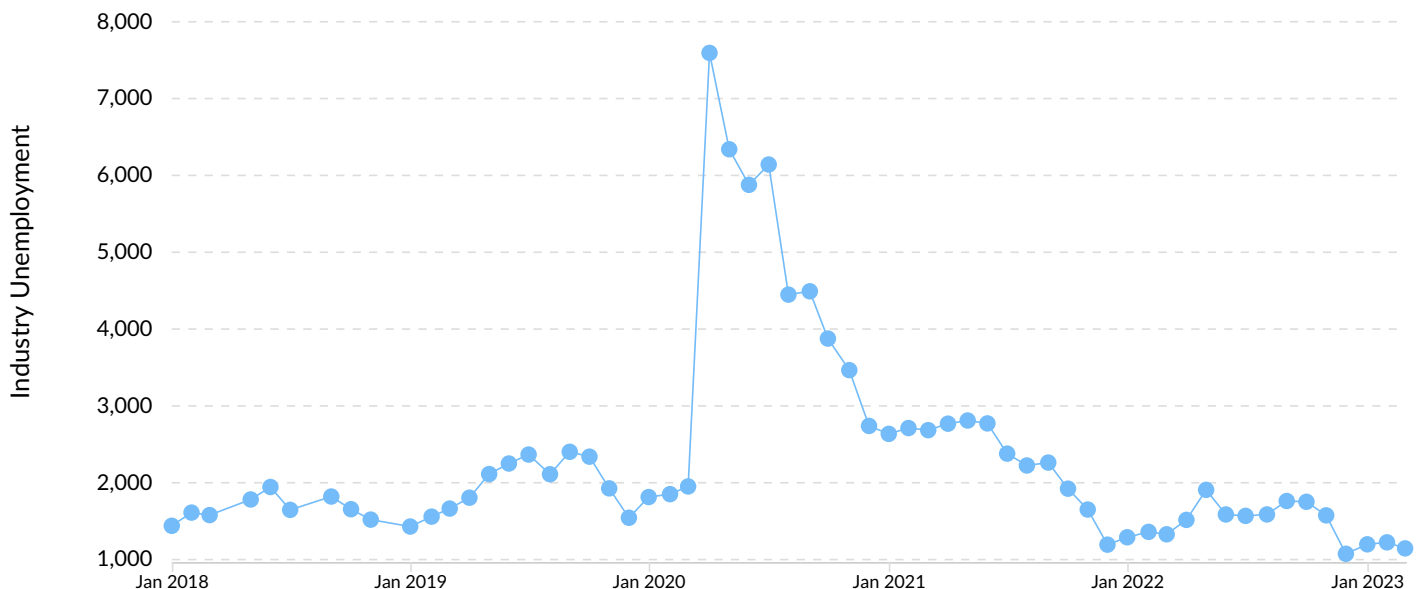
**Gender Diversity**

Gender diversity is about average in Milwaukee County, WI. The national average for an area this size is 14,372\* female employees, while there are 13,722 here.

\*National average values are derived by taking the national value for Manufacturing and scaling it down to account for the difference in overall workforce size between the nation and Milwaukee County, WI. In other words, the values represent the national average adjusted for region size.

## Unemployment Rate Trends

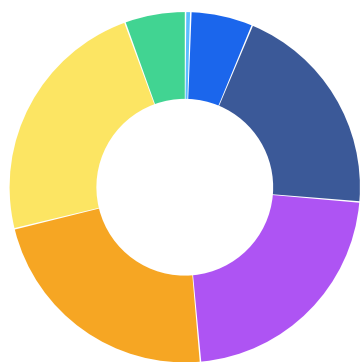
Unemployment shown at the 2-digit sector level.





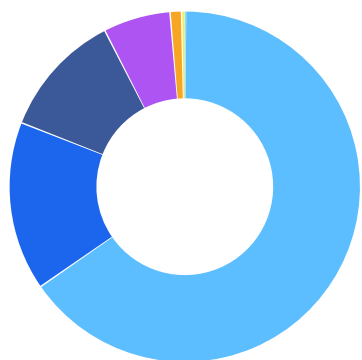
## Demographic Details

### Industry Age Breakdown



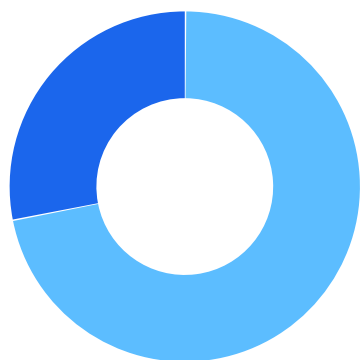
	% of Jobs	Jobs
14-18	0.5%	235
19-24	5.7%	2,797
25-34	20.1%	9,772
35-44	22.2%	10,835
45-54	22.6%	11,023
55-64	23.3%	11,342
65+	5.6%	2,735

### Industry Race/Ethnicity Breakdown



	% of Jobs	Jobs
White	65.3%	31,822
Hispanic or Latino	15.6%	7,595
Black or African American	11.5%	5,615
Asian	6.2%	3,017
Two or More Races	1.1%	515
American Indian or Alaska Native	0.3%	146
Native Hawaiian or Other Pacific Islander	0.1%	30

## Industry Gender Breakdown



	% of Jobs	Jobs
● Males	71.8%	35,018
● Females	28.2%	13,722

## Most Jobs are Found in the Production Occupations Industry Sector



Occupation	% of Industry in Occupation (2022)
● Production Occupations	52.5%
● Office and Administrative Support Occupations	7.7%
● Architecture and Engineering Occupations	7.4%
● Transportation and Material Moving Occupations	7.0%
● Management Occupations	5.3%
● Business and Financial Operations Occupations	4.5%
● Other	15.5%

## Demand



### 903 Employers Competing

All employers in the region who posted for this job over the last 12 months.



### 15,765 Unique Job Postings

The number of unique postings for this job over the last 12 months.



### 32 Day Median Duration

Posting duration is 1 day longer than what's typical in the region.

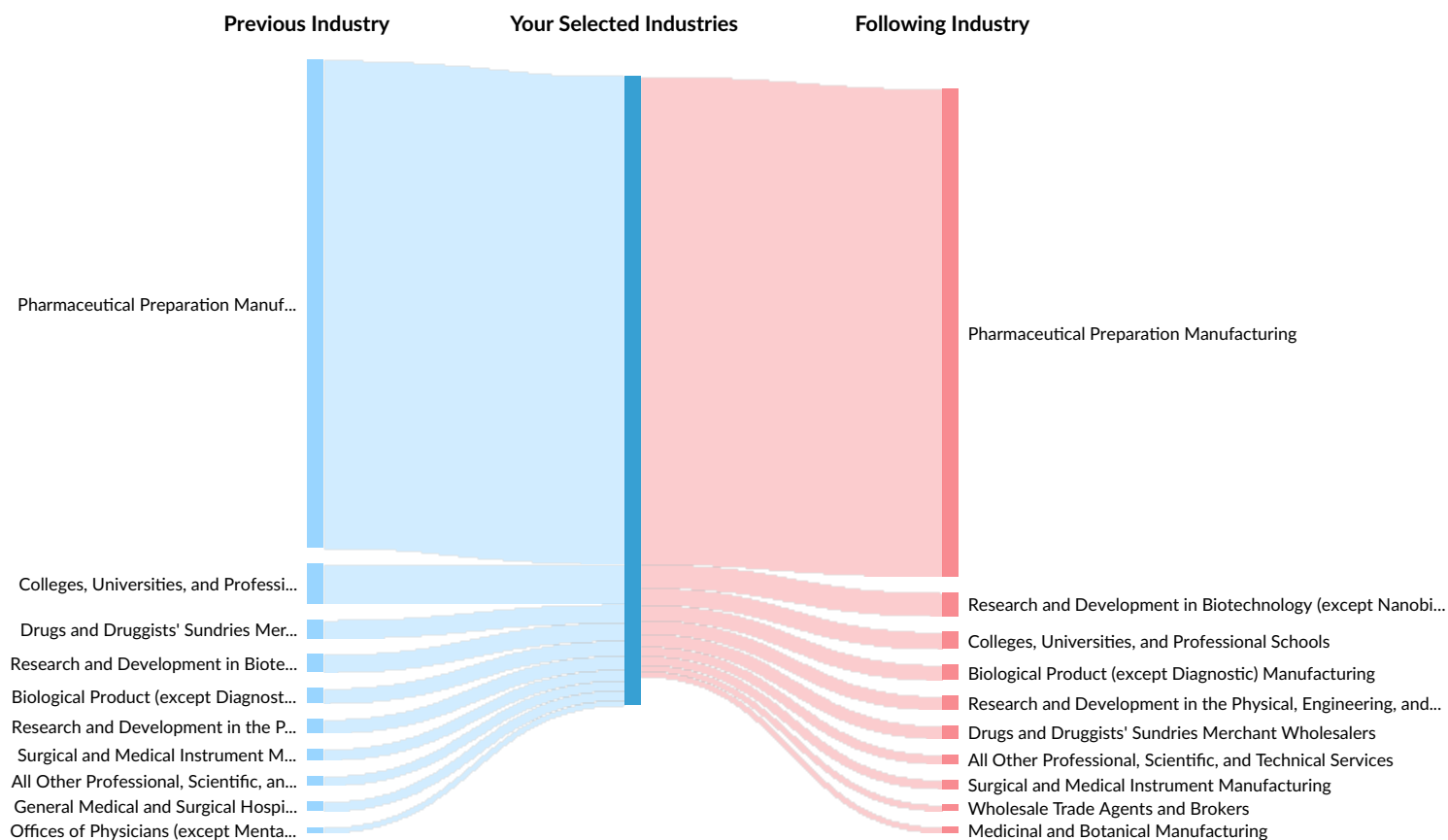
Top Companies		Unique Postings		Top Job Titles		Unique Postings	
Rockwell Automation	1,007	<div></div>		Machine Operators	209	<div></div>	
Harley-Davidson	566	<div></div>		Assemblers	144	<div></div>	
Rexnord	479	<div></div>		Material Handlers	137	<div></div>	
Molson Coors	461	<div></div>		Maintenance Technicians	126	<div></div>	
Badger Meter	346	<div></div>		Production Supervisors	98	<div></div>	

## Industry Gain and Drain

The table below analyzes the profiles of current and past people in your selected industries. The left column shows job transitions from other industries to your selected industries. The right column shows job transitions from your selected industries to other industries.

Please note, results are only available at the national level and the 6-digit NAICS level. Also your selection has been limited to 100 industries.

The following represents the job transitions of employees in your selected industries in the United States:



Previous Industries	Transitions
Pharmaceutical Preparation Manufacturing	239,157
Colleges, Universities, and Professional Schools	19,566
Drugs and Druggists' Sundries Merchant Wholesalers	9,098

Previous Industries	Transitions
Research and Development in Biotechnology (except Nanobiotechnology)	8,813
Biological Product (except Diagnostic) Manufacturing	7,382
Research and Development in the Physical, Engineering, and Life Sciences (except Nanotechnology and Biotechnology)	6,742
Surgical and Medical Instrument Manufacturing	5,372
All Other Professional, Scientific, and Technical Services	4,712
General Medical and Surgical Hospitals	4,712
Offices of Physicians (except Mental Health Specialists)	2,769
Wholesale Trade Agents and Brokers	2,461
Analytical Laboratory Instrument Manufacturing	2,391
Administrative Management and General Management Consulting Services	2,313
Medical, Dental, and Hospital Equipment and Supplies Merchant Wholesalers	1,900
Medicinal and Botanical Manufacturing	1,767
Custom Computer Programming Services	1,569
Surgical Appliance and Supplies Manufacturing	1,516
Computer Systems Design Services	1,419
Offices of Certified Public Accountants	1,358
Other Scientific and Technical Consulting Services	1,319
Software Publishers	1,252
Commercial Banking	1,173
Offices of Lawyers	1,167
Offices of Other Holding Companies	1,157
Employment Placement Agencies	1,135
Engineering Services	1,130
Full-Service Restaurants	1,039

Previous Industries	Transitions
Department Stores	1,035
Insurance Agencies and Brokerages	923
Other Computer Related Services	920
National Security	876
Limited-Service Restaurants	788
Temporary Help Services	733
Marketing Consulting Services	733
Elementary and Secondary Schools	693
Data Processing, Hosting, and Related Services	686
Turbine and Turbine Generator Set Units Manufacturing	616
Electronic Shopping and Mail-Order Houses	563
Semiconductor and Related Device Manufacturing	556
Offices of Real Estate Agents and Brokers	550
Electromedical and Electrotherapeutic Apparatus Manufacturing	515
Supermarkets and Other Grocery (except Convenience) Stores	500
Wireless Telecommunications Carriers (except Satellite)	493
Other Miscellaneous Durable Goods Merchant Wholesalers	479
Electronic Computer Manufacturing	407
Soft Drink Manufacturing	372
Soap and Other Detergent Manufacturing	371
All Other Basic Organic Chemical Manufacturing	371
Electronics Stores	371
Automobile Manufacturing	328
Search, Detection, Navigation, Guidance, Aeronautical, and Nautical System and Instrument Manufacturing	326
Hotels (except Casino Hotels) and Motels	314

Previous Industries	Transitions
All Other Miscellaneous Chemical Product and Preparation Manufacturing	313
Plastics Material and Resin Manufacturing	308
All Other Miscellaneous Food Manufacturing	298
Abrasive Product Manufacturing	285
Commercial and Institutional Building Construction	284
Bottled Water Manufacturing	281
Mineral Wool Manufacturing	243
All Other Plastics Product Manufacturing	232
Other Measuring and Controlling Device Manufacturing	228
Photographic and Photocopying Equipment Manufacturing	217
All Other Miscellaneous Manufacturing	216
Toilet Preparation Manufacturing	212
Plumbing, Heating, and Air-Conditioning Contractors	183
Industrial Machinery and Equipment Merchant Wholesalers	177
Aircraft Manufacturing	175
Commercial Printing (except Screen and Books)	159
Support Activities for Oil and Gas Operations	155
Paint and Coating Manufacturing	151
All Other Miscellaneous Electrical Equipment and Component Manufacturing	150
Petroleum Refineries	140
Aircraft Engine and Engine Parts Manufacturing	138
Computer Terminal and Other Computer Peripheral Equipment Manufacturing	119
Instruments and Related Products Manufacturing for Measuring, Displaying, and Controlling Industrial Process Variables	118

Previous Industries	Transitions
Other Aircraft Parts and Auxiliary Equipment Manufacturing	107
Other Commercial and Service Industry Machinery Manufacturing	104
Men's and Boys' Cut and Sew Apparel Manufacturing	102
Guided Missile and Space Vehicle Manufacturing	101
Breweries	100
Oil and Gas Field Machinery and Equipment Manufacturing	100
Industrial Truck, Tractor, Trailer, and Stacker Machinery Manufacturing	99
Electroplating, Plating, Polishing, Anodizing, and Coloring	99
Relay and Industrial Control Manufacturing	93
Corrugated and Solid Fiber Box Manufacturing	92
Other Motor Vehicle Parts Manufacturing	90
Radio and Television Broadcasting and Wireless Communications Equipment Manufacturing	90
Other Electronic Component Manufacturing	86
Other Communications Equipment Manufacturing	83
Other Engine Equipment Manufacturing	83
Apparel Accessories and Other Apparel Manufacturing	80
Construction Machinery Manufacturing	75
Footwear Manufacturing	71
Machine Tool Manufacturing	63
Wineries	49
Air-Conditioning and Warm Air Heating Equipment and Commercial and Industrial Refrigeration Equipment Manufacturing	46
Machine Shops	41
Farm Machinery and Equipment Manufacturing	40



Previous Industries	Transitions
Motor Vehicle Transmission and Power Train Parts Manufacturing	38
Motor Vehicle Electrical and Electronic Equipment Manufacturing	35
Following Industries	Transitions
Pharmaceutical Preparation Manufacturing	239,157
Research and Development in Biotechnology (except Nanobiotechnology)	11,496
Colleges, Universities, and Professional Schools	8,326
Biological Product (except Diagnostic) Manufacturing	7,521
Research and Development in the Physical, Engineering, and Life Sciences (except Nanotechnology and Biotechnology)	6,664
Drugs and Druggists' Sundries Merchant Wholesalers	6,274
All Other Professional, Scientific, and Technical Services	4,585
Surgical and Medical Instrument Manufacturing	4,373
Wholesale Trade Agents and Brokers	3,045
Medicinal and Botanical Manufacturing	2,865
Analytical Laboratory Instrument Manufacturing	2,556
General Medical and Surgical Hospitals	2,417
Medical, Dental, and Hospital Equipment and Supplies Merchant Wholesalers	1,998
Offices of Physicians (except Mental Health Specialists)	1,854
Administrative Management and General Management Consulting Services	1,827
Software Publishers	1,554
Custom Computer Programming Services	1,412
Surgical Appliance and Supplies Manufacturing	1,263
Other Scientific and Technical Consulting Services	1,162

Following Industries	Transitions
Offices of Other Holding Companies	1,100
Computer Systems Design Services	1,062
Commercial Banking	1,054
Engineering Services	1,017
Other Computer Related Services	940
Offices of Certified Public Accountants	842
Insurance Agencies and Brokerages	792
Electronic Shopping and Mail-Order Houses	680
Data Processing, Hosting, and Related Services	674
Offices of Real Estate Agents and Brokers	652
Limited-Service Restaurants	639
Marketing Consulting Services	633
Full-Service Restaurants	589
Elementary and Secondary Schools	518
Employment Placement Agencies	508
All Other Information Services	507
Department Stores	489
Electromedical and Electrotherapeutic Apparatus Manufacturing	488
Semiconductor and Related Device Manufacturing	474
Temporary Help Services	456
Turbine and Turbine Generator Set Units Manufacturing	387
Other Miscellaneous Durable Goods Merchant Wholesalers	343
Electronic Computer Manufacturing	341
Search, Detection, Navigation, Guidance, Aeronautical, and Nautical System and Instrument Manufacturing	340
National Security	333

Following Industries	Transitions
Wireless Telecommunications Carriers (except Satellite)	331
Photographic and Photocopying Equipment Manufacturing	308
All Other Miscellaneous Chemical Product and Preparation Manufacturing	294
Automobile Manufacturing	290
Bottled Water Manufacturing	287
Soap and Other Detergent Manufacturing	265
Other Measuring and Controlling Device Manufacturing	265
All Other Basic Organic Chemical Manufacturing	256
Commercial and Institutional Building Construction	217
Toilet Preparation Manufacturing	213
Soft Drink Manufacturing	208
All Other Miscellaneous Food Manufacturing	205
Other Basic Inorganic Chemical Manufacturing	198
Mineral Wool Manufacturing	197
Plastics Material and Resin Manufacturing	191
All Other Miscellaneous Manufacturing	185
Plumbing, Heating, and Air-Conditioning Contractors	167
All Other Miscellaneous Electrical Equipment and Component Manufacturing	158
Aircraft Manufacturing	152
All Other Plastics Product Manufacturing	147
Computer Terminal and Other Computer Peripheral Equipment Manufacturing	135
Electrical Contractors and Other Wiring Installation Contractors	134
Industrial Machinery and Equipment Merchant Wholesalers	133
Guided Missile and Space Vehicle Manufacturing	114

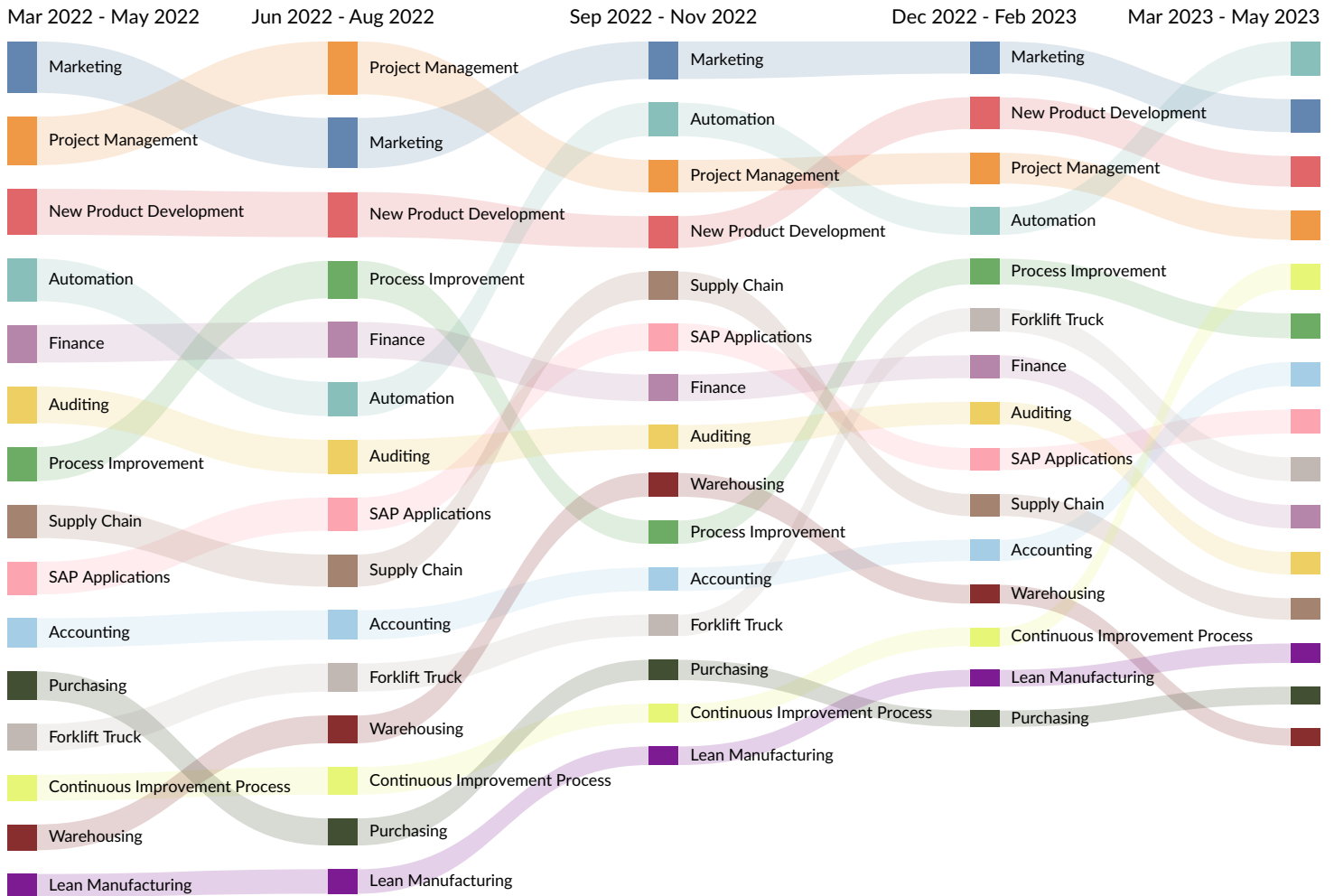
Following Industries	Transitions
Other Communications Equipment Manufacturing	103
Paint and Coating Manufacturing	102
Petroleum Refineries	96
Aircraft Engine and Engine Parts Manufacturing	96
Apparel Accessories and Other Apparel Manufacturing	94
Abrasive Product Manufacturing	89
Instruments and Related Products Manufacturing for Measuring, Displaying, and Controlling Industrial Process Variables	87
Other Electronic Component Manufacturing	76
Industrial Truck, Tractor, Trailer, and Stacker Machinery Manufacturing	76
Cheese Manufacturing	75
Other Aircraft Parts and Auxiliary Equipment Manufacturing	72
Commercial Printing (except Screen and Books)	72
Oil and Gas Field Machinery and Equipment Manufacturing	72
Relay and Industrial Control Manufacturing	67
Corrugated and Solid Fiber Box Manufacturing	66
Other Motor Vehicle Parts Manufacturing	63
Footwear Manufacturing	62
Radio and Television Broadcasting and Wireless Communications Equipment Manufacturing	57
Other Engine Equipment Manufacturing	56
Breweries	52
Other Commercial and Service Industry Machinery Manufacturing	52
Construction Machinery Manufacturing	48
Men's and Boys' Cut and Sew Apparel Manufacturing	39

Following Industries	Transitions
All Other Miscellaneous Fabricated Metal Product Manufacturing	39
Air-Conditioning and Warm Air Heating Equipment and Commercial and Industrial Refrigeration Equipment Manufacturing	32
Wineries	32
Farm Machinery and Equipment Manufacturing	31
Machine Tool Manufacturing	31
Motor Vehicle Transmission and Power Train Parts Manufacturing	30
Audio and Video Equipment Manufacturing	26
Machine Shops	24
Motor Vehicle Electrical and Electronic Equipment Manufacturing	22

# What skills are they posting for?

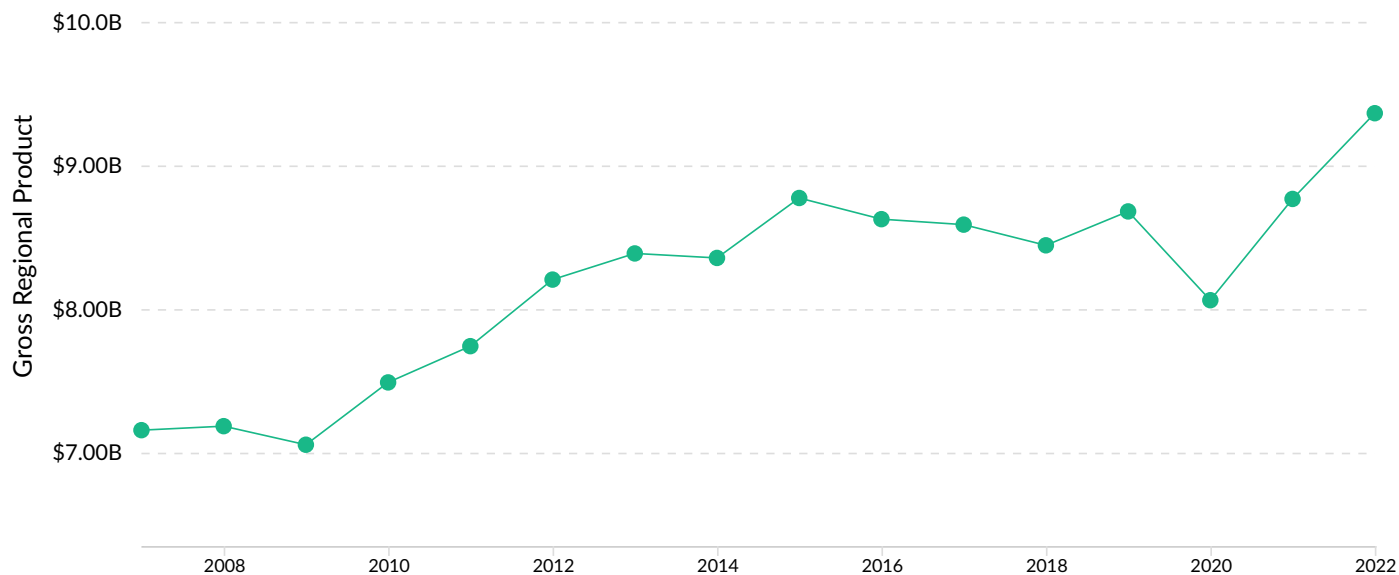
## Top 15 Skills for All Job Types by Quarter

Skills help us understand the direction an industry is headed.



## Gross Regional Product (GRP)

\$4.7B	\$4.3B	\$391.7M	\$9.4B
Earnings (2022)	Property Income (2022)	Taxes (2022)	Total GRP (2022)



## Industry Requirements

Purchases from	In-region Purchases	Imported Purchases	Total Purchases
Animal Production	\$0	\$582,489,435	\$582,489,435
Corporate, Subsidiary, and Regional Managing Offices	\$419,807,860	\$15,859,988	\$435,667,848
Iron and Steel Mills and Ferroalloy Manufacturing	\$181,041	\$405,705,654	\$405,886,695
Crop Production	\$7,018,942	\$309,771,352	\$316,790,294
Petrochemical Manufacturing	\$0	\$226,540,154	\$226,540,154