

Manufacturing in Milwaukee County, WI



Contents

What is Lightcast Data?	1
Report Parameters	2
Workforce Map	3
Executive Summary	4
Supply (Jobs)	5
Demographic Details	7
Demand	9
What skills are they posting for?	20

What is Lightcast Data?

Lightcast data is a hybrid dataset derived from official government sources such as the US Census Bureau, Bureau of Economic Analysis, and Bureau of Labor Statistics. Leveraging the unique strengths of each source, our data modeling team creates an authoritative dataset that captures more than 99% of all workers in the United States. This core offering is then enriched with data from online social profiles, resumés, and job postings to give you a complete view of the workforce.

Lightcast data is frequently cited in major publications such as *The Atlantic*, *Forbes*, *Harvard Business Review*, *The New York Times*, *The Wall Street Journal*, and *USA Today*.



Report Parameters

1 Industry

31 Manufacturing

1 County

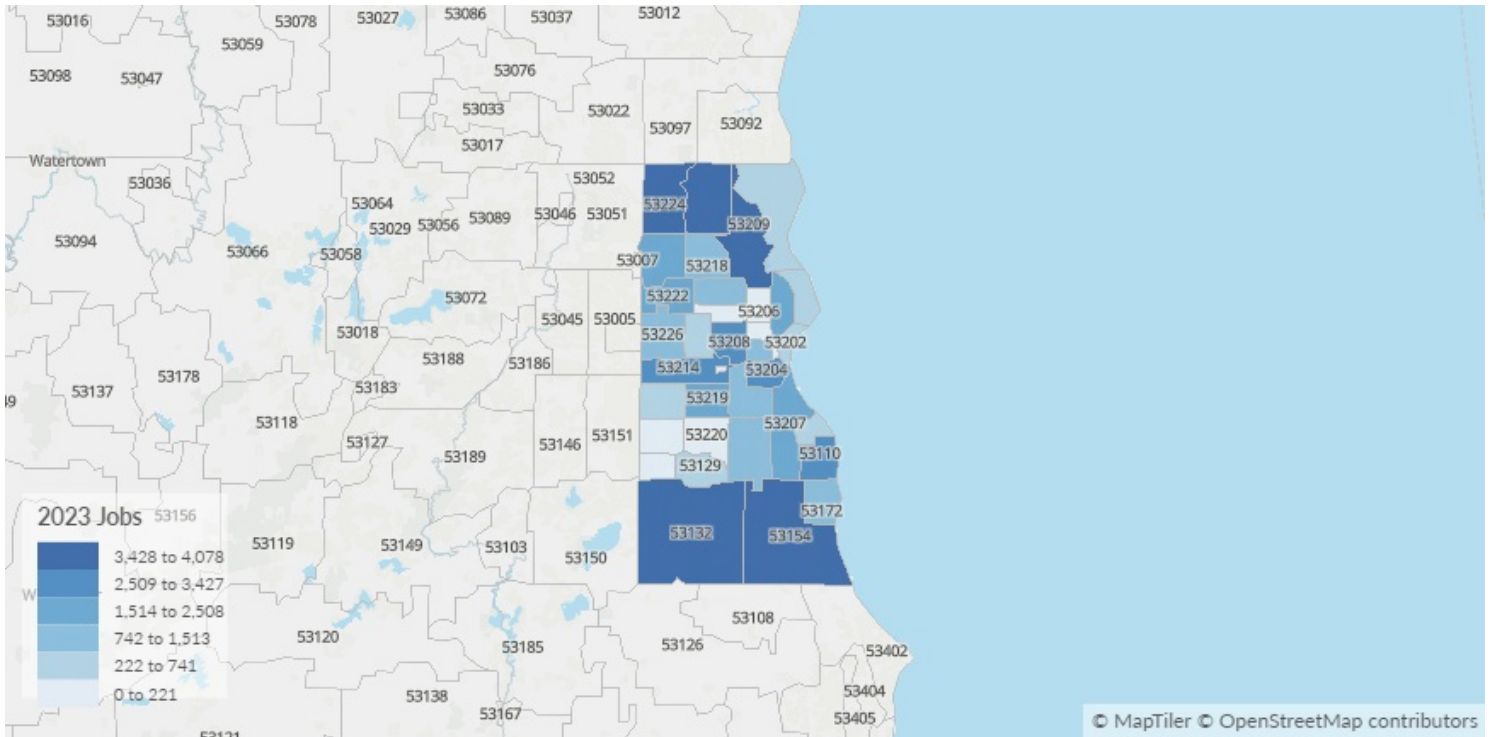
55079 Milwaukee County, WI

Class of Worker

QCEW Employees and Non-QCEW Employees

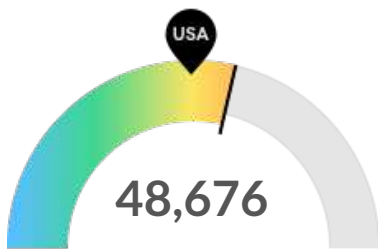
The information in this report pertains to the chosen industry and geographical area.

Workforce Map



Executive Summary

Aggressive Hiring Competition Over a Deep Supply of Regional Talent



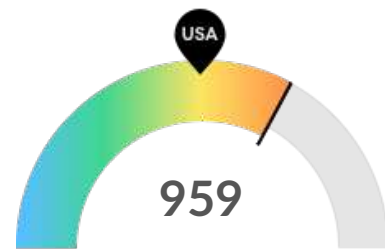
Supply (Jobs)

Milwaukee County, WI is a hotspot for this kind of talent. The national average for an area this size is 39,590* employees, while there are 48,676 here.



Earnings Per Job

Earnings per job are about the same as the national average. The national average salary for Manufacturing in an area this size is \$99,956, while in Milwaukee County, WI it is \$97,534. Earnings per jobs is the total industry earnings divided by the number of jobs in the industry.



Demand (Job Postings)

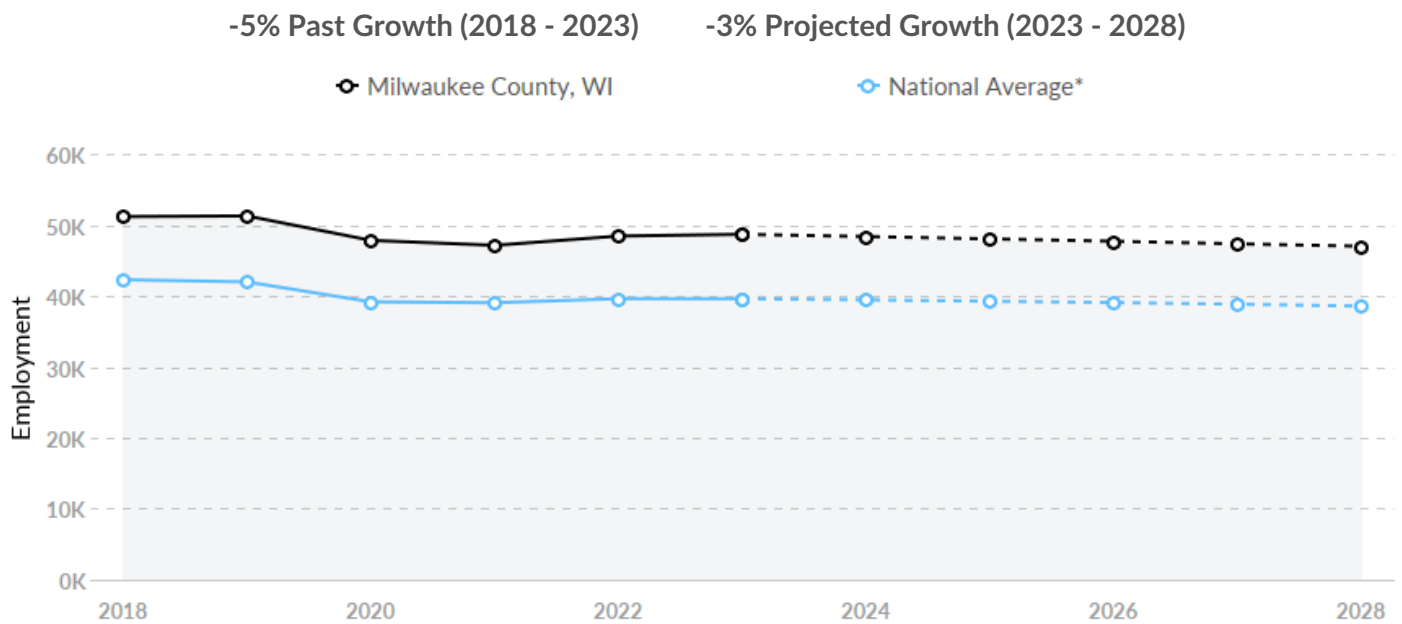
Competition from online job postings is high in Milwaukee County, WI. The national average for an area this size is 618* job postings/mo, while there are 959 here.

*National average values are derived by taking the national value for Manufacturing and scaling it down to account for the difference in overall workforce size between the nation and Milwaukee County, WI. In other words, the values represent the national average adjusted for region size.

Supply (Jobs)

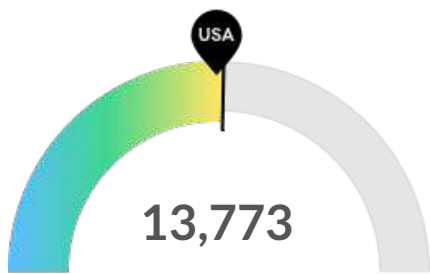
Supply Is Higher Than the National Average

The regional vs. national average employment helps you understand if the supply of Manufacturing is a strength or weakness for Milwaukee County, WI, and how it is changing relative to the nation. An average area of this size would have 39,590* employees, while there are 48,676 here. This higher than expected supply may make it easier to find candidates. The gap between expected and actual employment is expected to remain roughly the same over the next 5 years.



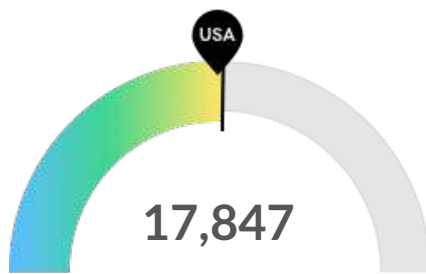
*National average values are derived by taking the national value for Manufacturing and scaling it down to account for the difference in overall workforce size between the nation and Milwaukee County, WI. In other words, the values represent the national average adjusted for region size.

Retirement Risk Is About Average, While Overall Diversity Is About Average



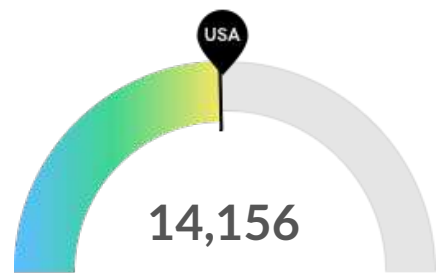
Retiring Soon

Retirement risk is about average in Milwaukee County, WI. The national average for an area this size is 13,460* employees 55 or older, while there are 13,773 here.



Racial Diversity

Racial diversity is about average in Milwaukee County, WI. The national average for an area this size is 17,558* racially diverse employees, while there are 17,847 here.



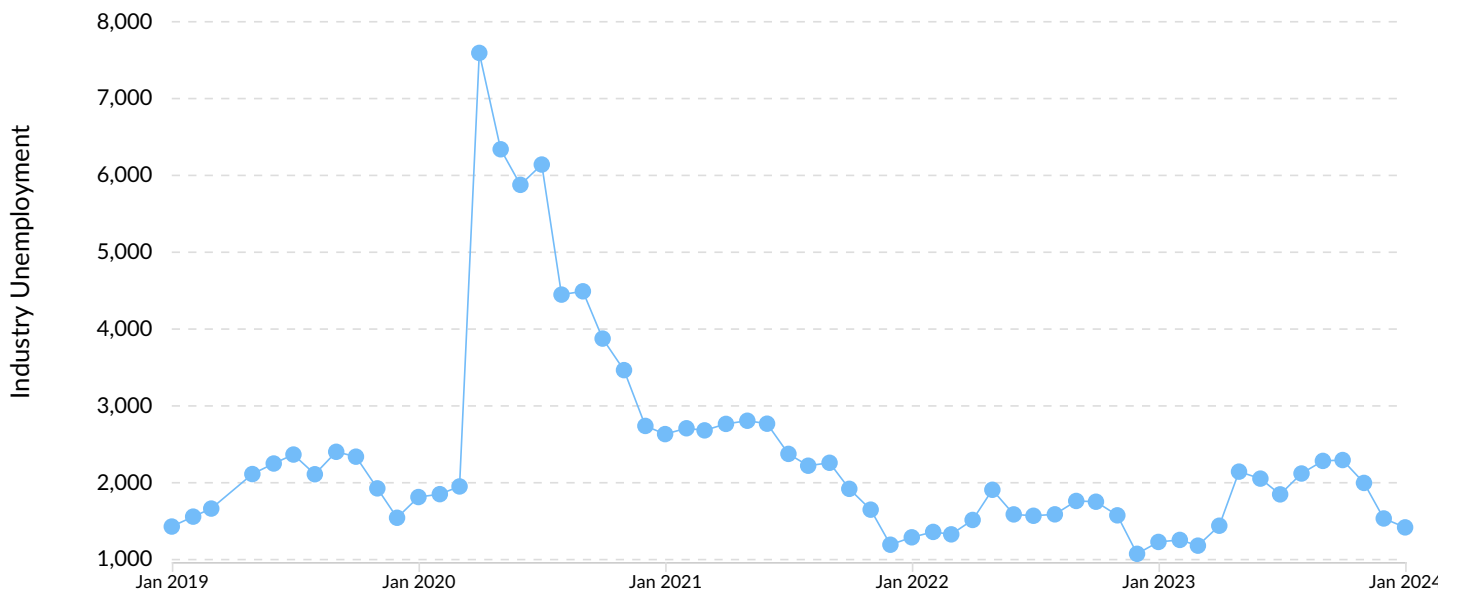
Gender Diversity

Gender diversity is about average in Milwaukee County, WI. The national average for an area this size is 14,464* female employees, while there are 14,156 here.

*National average values are derived by taking the national value for Manufacturing and scaling it down to account for the difference in overall workforce size between the nation and Milwaukee County, WI. In other words, the values represent the national average adjusted for region size.

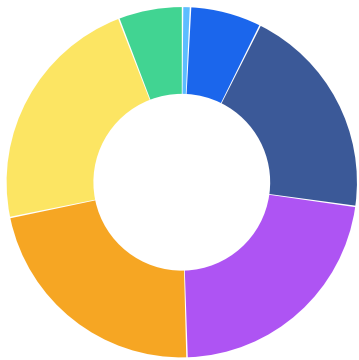
Unemployment Rate Trends

Unemployment shown at the 2-digit sector level.



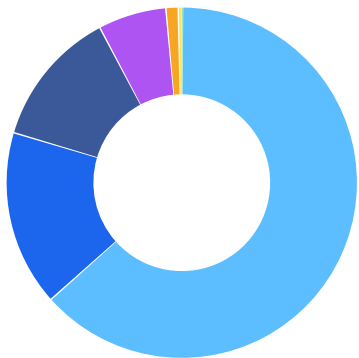
Demographic Details

Industry Age Breakdown



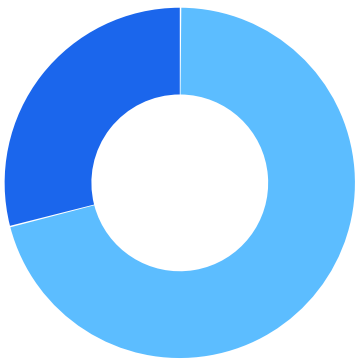
	% of Jobs	Jobs
14-18	0.7%	355
19-24	6.6%	3,200
25-34	19.8%	9,652
35-44	22.3%	10,866
45-54	22.3%	10,831
55-64	22.4%	10,895
65+	5.9%	2,878

Industry Race/Ethnicity Breakdown



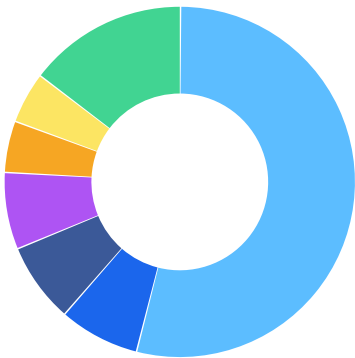
	% of Jobs	Jobs
White	63.3%	30,830
Hispanic or Latino	16.2%	7,885
Black or African American	12.7%	6,159
Asian	6.3%	3,060
Two or More Races	1.1%	549
American Indian or Alaska Native	0.3%	161
Native Hawaiian or Other Pacific Islander	0.1%	32

Industry Gender Breakdown



	% of Jobs	Jobs
● Males	70.9%	34,520
● Females	29.1%	14,156

Most Jobs are Found in the Production Occupations Industry Sector



Occupation	% of Industry in Occupation (2023)
● Production Occupations	53.9%
● Transportation and Material Moving Occupations	7.4%
● Office and Administrative Support Occupations	7.4%
● Architecture and Engineering Occupations	7.1%
● Management Occupations	4.7%
● Installation, Maintenance, and Repair Occupations	4.7%
● Other	14.7%

Demand



976 Employers Competing

All employers in the region who posted for this job over the last 12 months.








11,511 Unique Job Postings






The number of unique postings for this job over the last 12 months.



30 Day Median Duration

Posting duration is 1 day longer than what's typical in the region.

Top Companies	Unique Postings
Rockwell Automation	941 
Molson Coors	310 
Rexnord	262 
Harley-Davidson	252 
Saputo Cheese USA	215 

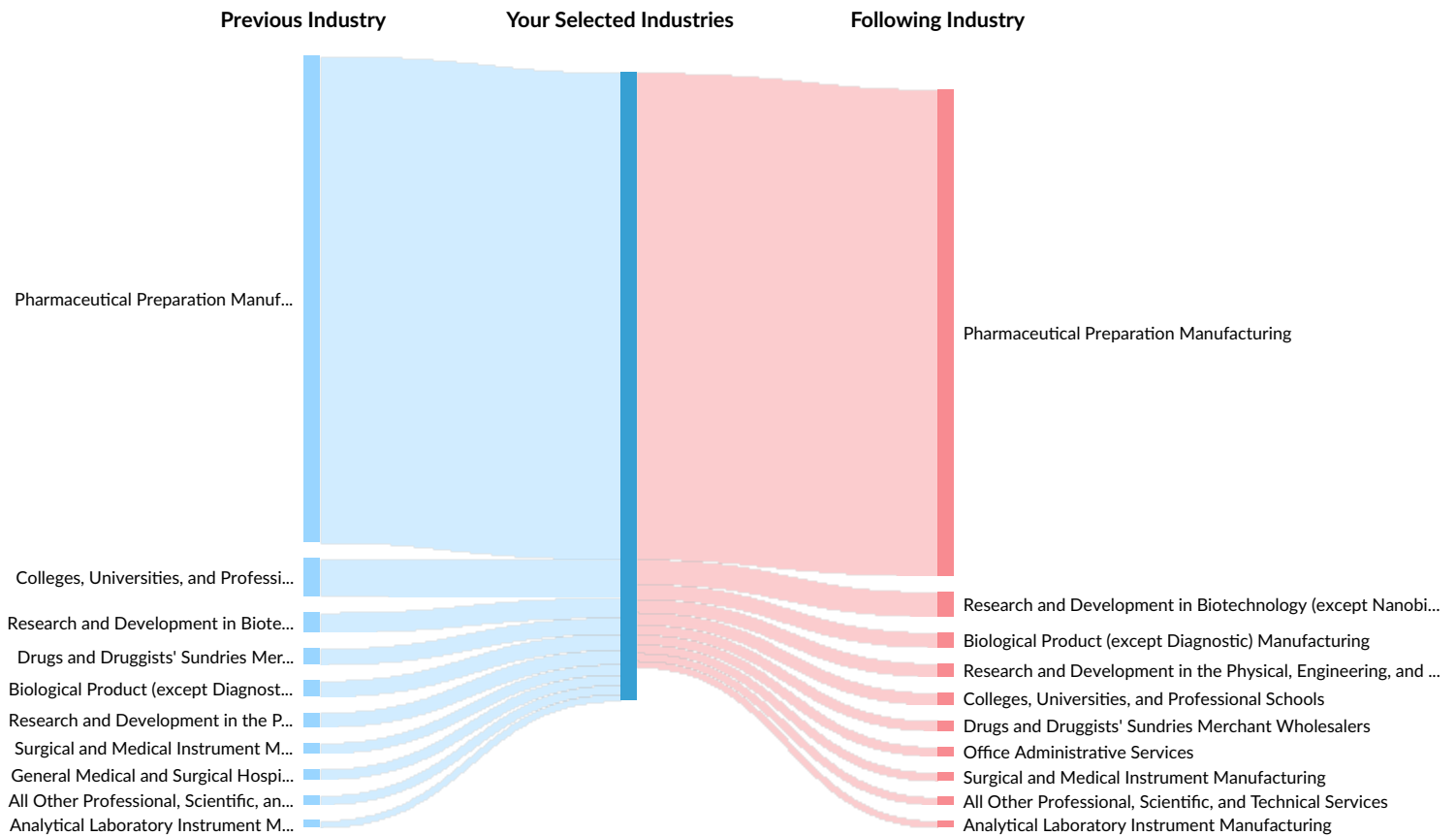
Top Job Titles	Unique Postings
Machine Operators	123 
Maintenance Technicians	111 
Assemblers	93 
Material Handlers	89 
Field Service Technicians	63 

Industry Gain and Drain

The table below analyzes the profiles of current and past people in your selected industries. The left column shows job transitions from other industries to your selected industries. The right column shows job transitions from your selected industries to other industries.

Please note, results are only available at the national level and the 6-digit NAICS level. Also your selection has been limited to 100 industries.

The following represents the job transitions of employees in your selected industries in the United States:



Previous Industries	Transitions
Pharmaceutical Preparation Manufacturing	259,517
Colleges, Universities, and Professional Schools	20,301
Research and Development in Biotechnology (except Nanobiotechnology)	10,702

Previous Industries	Transitions
Drugs and Druggists' Sundries Merchant Wholesalers	8,641
Biological Product (except Diagnostic) Manufacturing	8,563
Research and Development in the Physical, Engineering, and Life Sciences (except Nanotechnology and Biotechnology)	7,659
Surgical and Medical Instrument Manufacturing	5,529
General Medical and Surgical Hospitals	5,463
All Other Professional, Scientific, and Technical Services	4,872
Analytical Laboratory Instrument Manufacturing	3,716
Offices of Physicians (except Mental Health Specialists)	3,679
Office Administrative Services	2,796
Administrative Management and General Management Consulting Services	2,398
Wholesale Trade Agents and Brokers	2,337
Medicinal and Botanical Manufacturing	2,223
Medical, Dental, and Hospital Equipment and Supplies Merchant Wholesalers	2,025
Custom Computer Programming Services	1,837
Surgical Appliance and Supplies Manufacturing	1,555
Computer Systems Design Services	1,537
Engineering Services	1,511
Employment Placement Agencies	1,368
Software Publishers	1,309
Offices of Certified Public Accountants	1,283
Offices of Lawyers	1,278
Commercial Banking	1,273
Full-Service Restaurants	1,211
Offices of Other Holding Companies	1,211

Previous Industries	Transitions
Insurance Agencies and Brokerages	1,004
National Security	997
Other Computer Related Services	978
All Other Miscellaneous Retailers	957
Other Management Consulting Services	936
Limited-Service Restaurants	882
Temporary Help Services	824
Department Stores	798
Computing Infrastructure Providers, Data Processing, Web Hosting, and Related Services	772
Marketing Consulting Services	764
Elementary and Secondary Schools	759
Offices of Real Estate Agents and Brokers	694
Clothing and Clothing Accessories Retailers	684
Supermarkets and Other Grocery Retailers (except Convenience Retailers)	588
Cut and Sew Apparel Manufacturing (except Contractors)	558
Wireless Telecommunications Carriers (except Satellite)	534
Electromedical and Electrotherapeutic Apparatus Manufacturing	508
Hotels (except Casino Hotels) and Motels	448
Electronics and Appliance Retailers	447
Computer Terminal and Other Computer Peripheral Equipment Manufacturing	415
Search, Detection, Navigation, Guidance, Aeronautical, and Nautical System and Instrument Manufacturing	411
Soap and Other Detergent Manufacturing	411
Other Miscellaneous Durable Goods Merchant Wholesalers	411

Previous Industries	Transitions
Electronic Computer Manufacturing	405
Soft Drink Manufacturing	386
All Other Miscellaneous Food Manufacturing	385
Turbine and Turbine Generator Set Units Manufacturing	380
Commercial and Service Industry Machinery Manufacturing	377
All Other Basic Organic Chemical Manufacturing	372
All Other Miscellaneous Manufacturing	368
Plastics Material and Resin Manufacturing	323
Automobile and Light Duty Motor Vehicle Manufacturing	316
All Other Miscellaneous Chemical Product and Preparation Manufacturing	308
Commercial and Institutional Building Construction	302
Abrasive Product Manufacturing	300
Electrical Contractors and Other Wiring Installation Contractors	293
Bottled Water Manufacturing	291
Semiconductor and Related Device Manufacturing	252
Industrial Machinery and Equipment Merchant Wholesalers	248
Toilet Preparation Manufacturing	237
All Other Plastics Product Manufacturing	232
Plumbing, Heating, and Air-Conditioning Contractors	232
Other Measuring and Controlling Device Manufacturing	228
Aircraft Manufacturing	213
Paint and Coating Manufacturing	197
Petroleum Refineries	188
Relay and Industrial Control Manufacturing	176
Commercial Printing (except Screen and Books)	172

Previous Industries	Transitions
Other Motor Vehicle Parts Manufacturing	143
All Other Miscellaneous Electrical Equipment and Component Manufacturing	134
Apparel Accessories and Other Apparel Manufacturing	126
Aircraft Engine and Engine Parts Manufacturing	125
All Other Industrial Machinery Manufacturing	109
Breweries	105
Instruments and Related Products Manufacturing for Measuring, Displaying, and Controlling Industrial Process Variables	103
Radio and Television Broadcasting and Wireless Communications Equipment Manufacturing	100
Guided Missile and Space Vehicle Manufacturing	98
Industrial Truck, Tractor, Trailer, and Stacker Machinery Manufacturing	98
Footwear Manufacturing	97
Construction Machinery Manufacturing	95
Other Electronic Component Manufacturing	91
Other Engine Equipment Manufacturing	84
Corrugated and Solid Fiber Box Manufacturing	83
Oil and Gas Field Machinery and Equipment Manufacturing	78
Other Aircraft Parts and Auxiliary Equipment Manufacturing	77
Other Communications Equipment Manufacturing	73
Audio and Video Equipment Manufacturing	68
Machine Tool Manufacturing	60
Air-Conditioning and Warm Air Heating Equipment and Commercial and Industrial Refrigeration Equipment Manufacturing	57
Wineries	44

Previous Industries	Transitions
Machine Shops	43
Farm Machinery and Equipment Manufacturing	40
Rubber and Plastics Hoses and Belting Manufacturing	38
Following Industries	Transitions
Pharmaceutical Preparation Manufacturing	259,517
Research and Development in Biotechnology (except Nanobiotechnology)	13,195
Biological Product (except Diagnostic) Manufacturing	7,914
Research and Development in the Physical, Engineering, and Life Sciences (except Nanotechnology and Biotechnology)	7,130
Colleges, Universities, and Professional Schools	6,532
Drugs and Druggists' Sundries Merchant Wholesalers	5,371
Office Administrative Services	5,084
Surgical and Medical Instrument Manufacturing	4,643
All Other Professional, Scientific, and Technical Services	4,215
Analytical Laboratory Instrument Manufacturing	3,567
Medicinal and Botanical Manufacturing	3,217
General Medical and Surgical Hospitals	2,812
Wholesale Trade Agents and Brokers	2,635
Offices of Physicians (except Mental Health Specialists)	2,227
Medical, Dental, and Hospital Equipment and Supplies Merchant Wholesalers	1,929
Administrative Management and General Management Consulting Services	1,927
Custom Computer Programming Services	1,594
Software Publishers	1,467
Commercial Banking	1,220

Following Industries	Transitions
Offices of Other Holding Companies	1,216
Engineering Services	1,201
Surgical Appliance and Supplies Manufacturing	1,137
Computer Systems Design Services	1,076
Other Scientific and Technical Consulting Services	1,014
All Other Miscellaneous Retailers	939
Other Computer Related Services	874
Other Management Consulting Services	800
Offices of Real Estate Agents and Brokers	775
Insurance Agencies and Brokerages	724
Offices of Certified Public Accountants	713
Employment Placement Agencies	699
Computing Infrastructure Providers, Data Processing, Web Hosting, and Related Services	693
Marketing Consulting Services	643
Limited-Service Restaurants	637
Full-Service Restaurants	585
Elementary and Secondary Schools	549
Cut and Sew Apparel Manufacturing (except Contractors)	536
Web Search Portals and All Other Information Services	508
Electromedical and Electrotherapeutic Apparatus Manufacturing	494
Temporary Help Services	478
Commercial and Service Industry Machinery Manufacturing	471
Search, Detection, Navigation, Guidance, Aeronautical, and Nautical System and Instrument Manufacturing	383
National Security	377

Following Industries	Transitions
Semiconductor and Related Device Manufacturing	368
Electronic Computer Manufacturing	350
Clothing and Clothing Accessories Retailers	335
Bottled Water Manufacturing	327
All Other Miscellaneous Chemical Product and Preparation Manufacturing	322
Soap and Other Detergent Manufacturing	319
Automobile and Light Duty Motor Vehicle Manufacturing	318
Department Stores	310
Other Miscellaneous Durable Goods Merchant Wholesalers	308
Computer Terminal and Other Computer Peripheral Equipment Manufacturing	287
All Other Miscellaneous Food Manufacturing	278
Other Measuring and Controlling Device Manufacturing	269
All Other Basic Organic Chemical Manufacturing	253
All Other Miscellaneous Manufacturing	241
Commercial and Institutional Building Construction	218
Soft Drink Manufacturing	215
Toilet Preparation Manufacturing	214
Turbine and Turbine Generator Set Units Manufacturing	211
Aircraft Manufacturing	208
Relay and Industrial Control Manufacturing	205
Plastics Material and Resin Manufacturing	203
Plumbing, Heating, and Air-Conditioning Contractors	198
Industrial Machinery and Equipment Merchant Wholesalers	188
Electrical Contractors and Other Wiring Installation Contractors	169

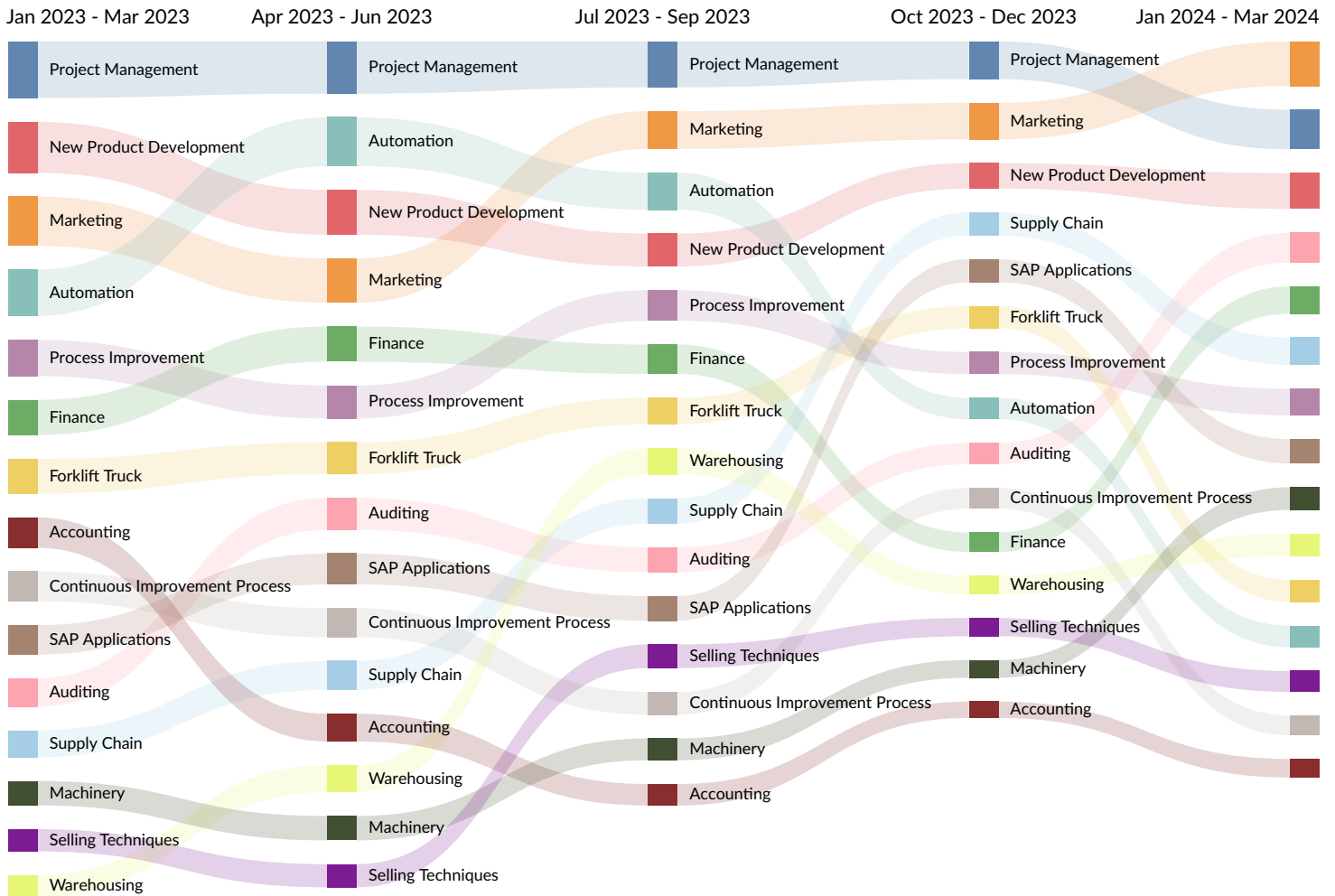
Following Industries	Transitions
All Other Plastics Product Manufacturing	163
Paint and Coating Manufacturing	161
Guided Missile and Space Vehicle Manufacturing	114
Apparel Accessories and Other Apparel Manufacturing	111
Commercial Printing (except Screen and Books)	106
All Other Miscellaneous Electrical Equipment and Component Manufacturing	104
Petroleum Refineries	102
Other Electronic Component Manufacturing	97
All Other Industrial Machinery Manufacturing	93
Oil and Gas Field Machinery and Equipment Manufacturing	91
Aircraft Engine and Engine Parts Manufacturing	90
Other Communications Equipment Manufacturing	89
Other Motor Vehicle Parts Manufacturing	88
Footwear Manufacturing	85
Abrasive Product Manufacturing	79
Instruments and Related Products Manufacturing for Measuring, Displaying, and Controlling Industrial Process Variables	79
Industrial Truck, Tractor, Trailer, and Stacker Machinery Manufacturing	76
All Other Miscellaneous General Purpose Machinery Manufacturing	63
Construction Machinery Manufacturing	62
Radio and Television Broadcasting and Wireless Communications Equipment Manufacturing	61
Breweries	61
Corrugated and Solid Fiber Box Manufacturing	54
Other Engine Equipment Manufacturing	44

Following Industries	Transitions
Other Aircraft Parts and Auxiliary Equipment Manufacturing	42
Farm Machinery and Equipment Manufacturing	41
All Other Miscellaneous Fabricated Metal Product Manufacturing	41
Air-Conditioning and Warm Air Heating Equipment and Commercial and Industrial Refrigeration Equipment Manufacturing	38
Audio and Video Equipment Manufacturing	38
Power-Driven Handtool Manufacturing	36
Machine Shops	32
Wineries	31
Machine Tool Manufacturing	26
Rubber and Plastics Hoses and Belting Manufacturing	19

What skills are they posting for?

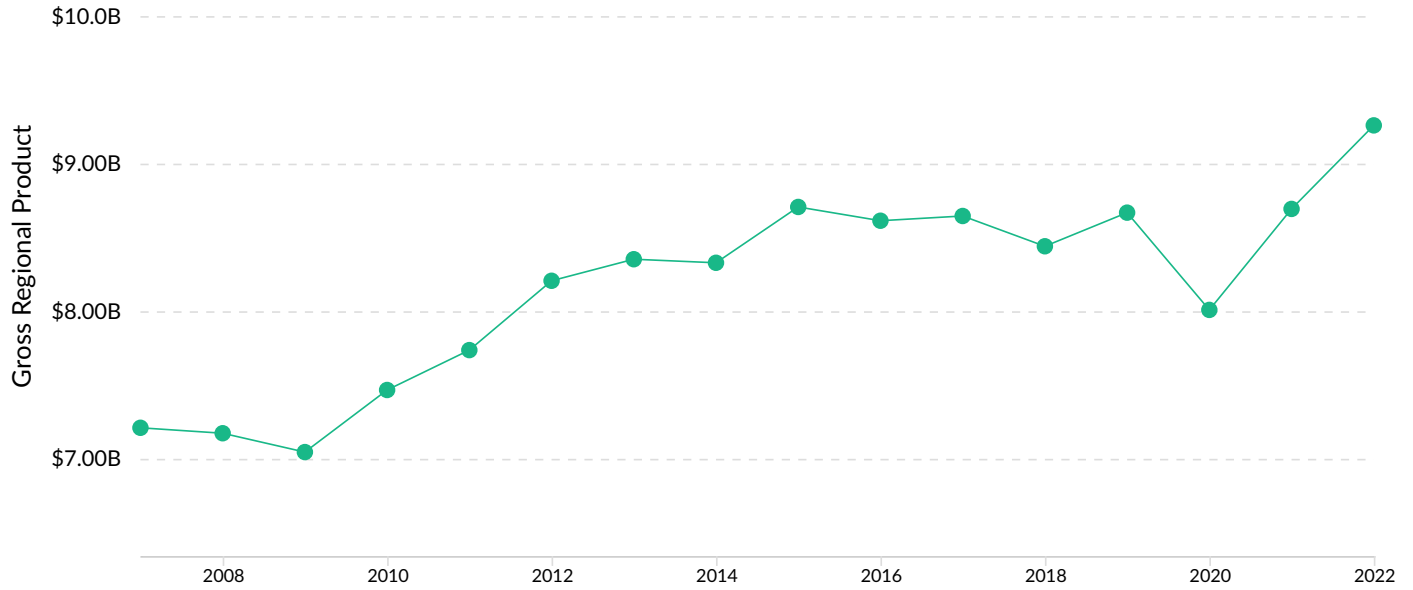
Top 15 Skills for All Job Types by Quarter

Skills help us understand the direction an industry is headed.



Gross Regional Product (GRP)

\$4.6B	\$4.2B	\$406.6M	\$9.3B
Earnings (2022)	Property Income (2022)	Taxes (2022)	Total GRP (2022)



Industry Requirements

Purchases from	In-region Purchases	Imported Purchases	Total Purchases
Animal Production	\$0	\$549,822,019	\$549,822,019
Corporate, Subsidiary, and Regional Managing Offices	\$412,817,466	\$15,990,715	\$428,808,181
Iron and Steel Mills and Ferroalloy Manufacturing	\$364,397	\$413,487,255	\$413,851,652
Crop Production	\$7,702,203	\$300,913,736	\$308,615,939
Petrochemical Manufacturing	\$0	\$230,728,585	\$230,728,585