

Manufacturing in Milwaukee County, WI



Contents

What is Lightcast Data?	1
Report Parameters	2
Workforce Map	3
Executive Summary	4
Supply (Jobs)	5
Demographic Details	7
Demand	9
What skills are they posting for?	20

What is Lightcast Data?

Lightcast data is a hybrid dataset derived from official government sources such as the US Census Bureau, Bureau of Economic Analysis, and Bureau of Labor Statistics. Leveraging the unique strengths of each source, our data modeling team creates an authoritative dataset that captures more than 99% of all workers in the United States. This core offering is then enriched with data from online social profiles, resumés, and job postings to give you a complete view of the workforce.

Lightcast data is frequently cited in major publications such as *The Atlantic*, *Forbes*, *Harvard Business Review*, *The New York Times*, *The Wall Street Journal*, and *USA Today*.

 The Atlantic Forbes Harvard Business Review The New York Times WSJ USA TODAY

Report Parameters

1 Industry

31 Manufacturing

1 County

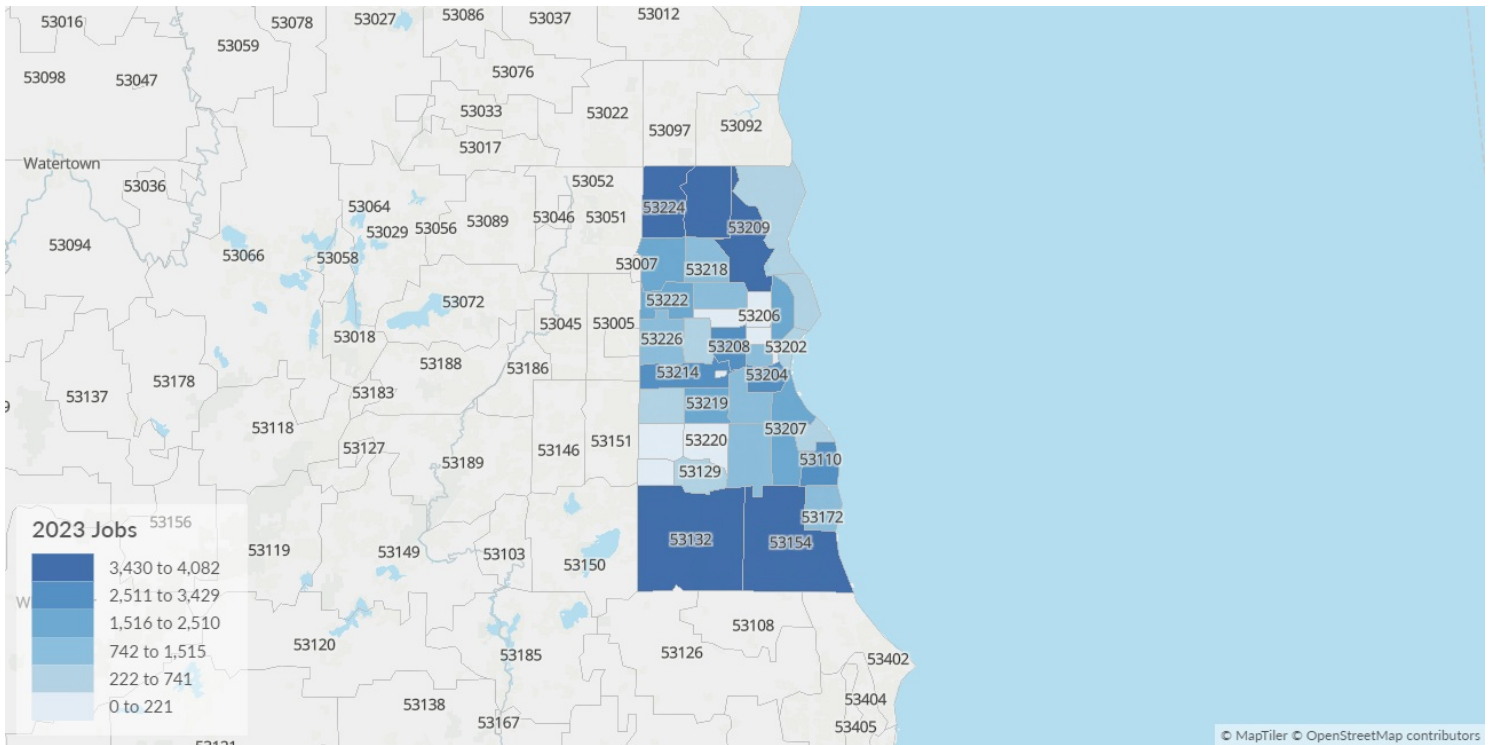
55079 Milwaukee County, WI

Class of Worker

QCEW Employees and Non-QCEW Employees

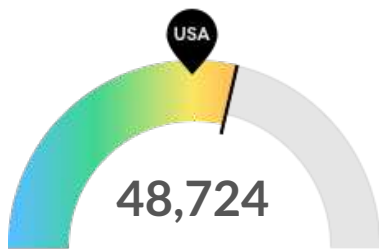
The information in this report pertains to the chosen industry and geographical area.

Workforce Map



Executive Summary

Aggressive Hiring Competition Over a Deep Supply of Regional Talent



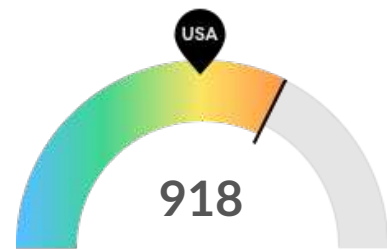
Supply (Jobs)

Milwaukee County, WI is a hotspot for this kind of talent. The national average for an area this size is 39,551* employees, while there are 48,724 here.



Earnings Per Job

Earnings per job are about the same as the national average. The national average salary for Manufacturing in an area this size is \$99,953, while in Milwaukee County, WI it is \$96,958. Earnings per jobs is the total industry earnings divided by the number of jobs in the industry.



Demand (Job Postings)

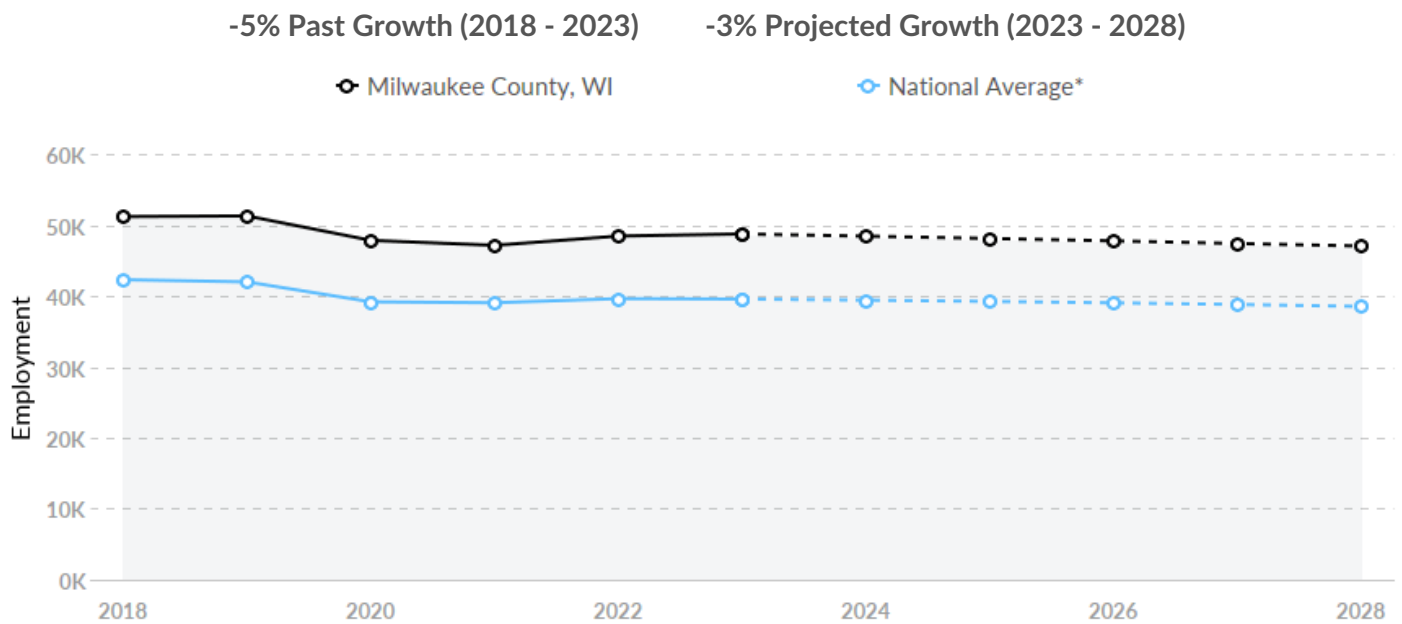
Competition from online job postings is high in Milwaukee County, WI. The national average for an area this size is 610* job postings/mo, while there are 918 here.

*National average values are derived by taking the national value for Manufacturing and scaling it down to account for the difference in overall workforce size between the nation and Milwaukee County, WI. In other words, the values represent the national average adjusted for region size.

Supply (Jobs)

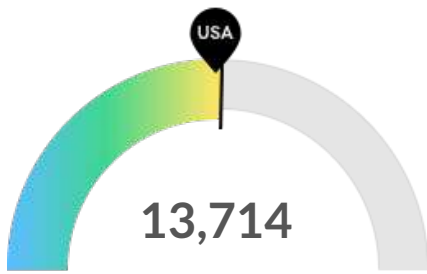
Supply Is Higher Than the National Average

The regional vs. national average employment helps you understand if the supply of Manufacturing is a strength or weakness for Milwaukee County, WI, and how it is changing relative to the nation. An average area of this size would have 39,551* employees, while there are 48,724 here. This higher than expected supply may make it easier to find candidates. The gap between expected and actual employment is expected to remain roughly the same over the next 5 years.



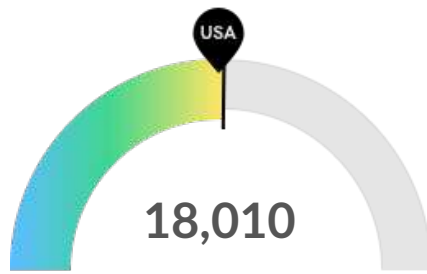
*National average values are derived by taking the national value for Manufacturing and scaling it down to account for the difference in overall workforce size between the nation and Milwaukee County, WI. In other words, the values represent the national average adjusted for region size.

Retirement Risk Is About Average, While Overall Diversity Is About Average



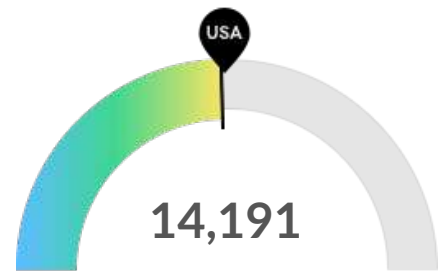
Retiring Soon

Retirement risk is about average in Milwaukee County, WI. The national average for an area this size is 13,460* employees 55 or older, while there are 13,714 here.



Racial Diversity

Racial diversity is about average in Milwaukee County, WI. The national average for an area this size is 17,733* racially diverse employees, while there are 18,010 here.



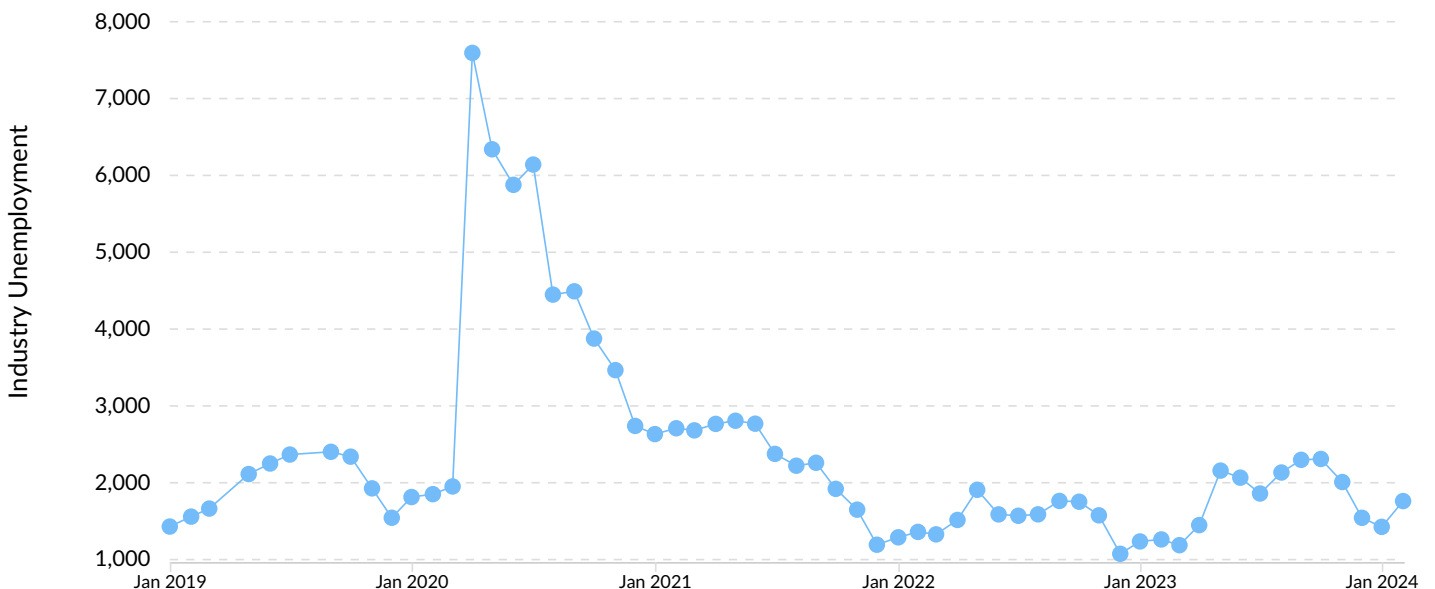
Gender Diversity

Gender diversity is about average in Milwaukee County, WI. The national average for an area this size is 14,545* female employees, while there are 14,191 here.

*National average values are derived by taking the national value for Manufacturing and scaling it down to account for the difference in overall workforce size between the nation and Milwaukee County, WI. In other words, the values represent the national average adjusted for region size.

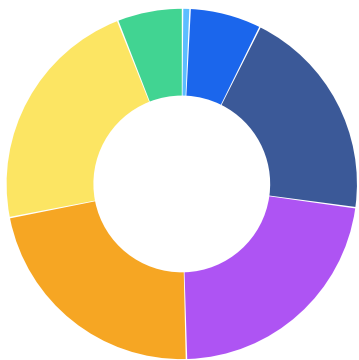
Unemployment Rate Trends

Unemployment shown at the 2-digit sector level.



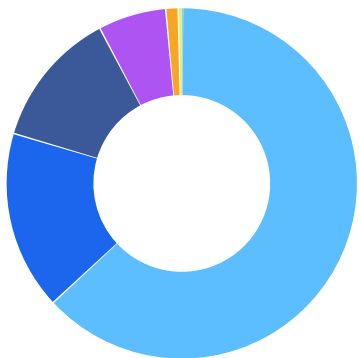
Demographic Details

Industry Age Breakdown



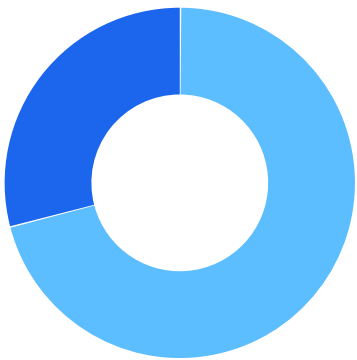
	% of Jobs	Jobs
14-18	0.7%	334
19-24	6.6%	3,218
25-34	19.8%	9,649
35-44	22.4%	10,919
45-54	22.3%	10,890
55-64	22.1%	10,778
65+	6.0%	2,936

Industry Race/Ethnicity Breakdown



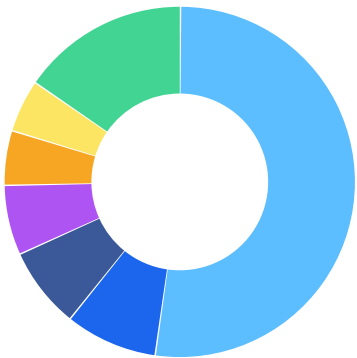
	% of Jobs	Jobs
White	63.0%	30,715
Hispanic or Latino	16.5%	8,036
Black or African American	12.7%	6,169
Asian	6.3%	3,056
Two or More Races	1.1%	555
American Indian or Alaska Native	0.3%	168
Native Hawaiian or Other Pacific Islander	0.1%	25

Industry Gender Breakdown



	% of Jobs	Jobs
● Males	70.9%	34,533
● Females	29.1%	14,191

Most Jobs are Found in the Production Occupations Industry Sector



Occupation	% of Industry in Occupation (2023)
● Production Occupations	52.2%
● Transportation and Material Moving Occupations	8.5%
● Office and Administrative Support Occupations	7.5%
● Architecture and Engineering Occupations	6.4%
● Management Occupations	5.0%
● Installation, Maintenance, and Repair Occupations	4.9%
● Other	15.5%

Demand



990 Employers Competing

All employers in the region who posted for this job over the last 12 months.



11,010 Unique Job Postings

The number of unique postings for this job over the last 12 months.



28 Day Median Duration

Posting duration is 2 days longer than what's typical in the region.

Top Companies	Unique Postings
Rockwell Automation	798
Molson Coors	339
Harley-Davidson	259
Rexnord	259
Saputo Cheese USA	212

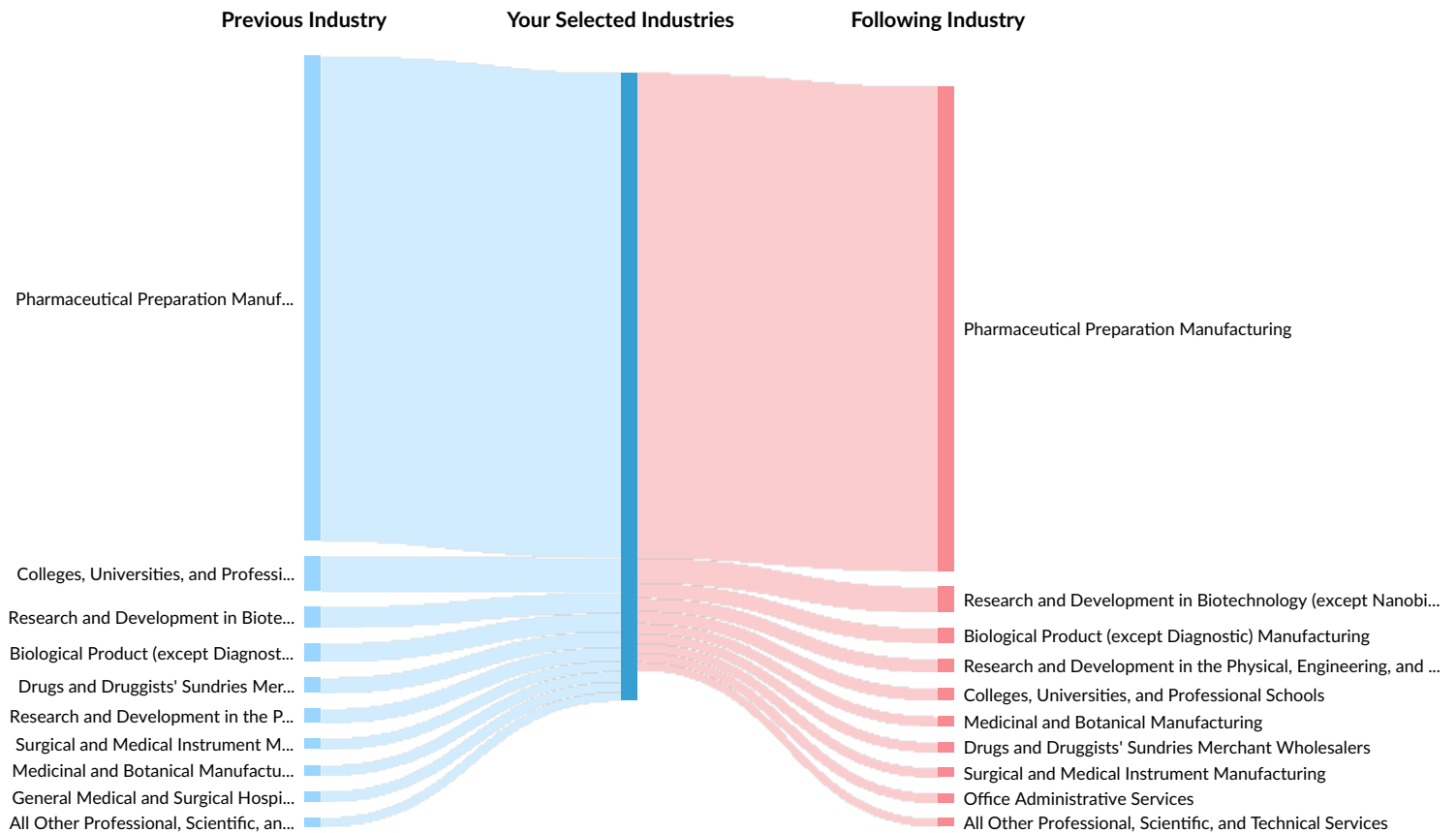
Top Job Titles	Unique Postings
Machine Operators	134
Maintenance Technicians	122
Material Handlers	93
Assemblers	81
Production Supervisors	63

Industry Gain and Drain

The table below analyzes the profiles of current and past people in your selected industries. The left column shows job transitions from other industries to your selected industries. The right column shows job transitions from your selected industries to other industries.

Please note, results are only available at the national level and the 6-digit NAICS level. Also your selection has been limited to 100 industries.

The following represents the job transitions of employees in your selected industries in the United States:



Previous Industries	Transitions
Pharmaceutical Preparation Manufacturing	273,887
Colleges, Universities, and Professional Schools	19,632
Research and Development in Biotechnology (except Nanobiotechnology)	11,537

Previous Industries	Transitions
Biological Product (except Diagnostic) Manufacturing	10,349
Drugs and Druggists' Sundries Merchant Wholesalers	8,706
Research and Development in the Physical, Engineering, and Life Sciences (except Nanotechnology and Biotechnology)	7,846
Surgical and Medical Instrument Manufacturing	5,939
Medicinal and Botanical Manufacturing	5,890
General Medical and Surgical Hospitals	5,776
All Other Professional, Scientific, and Technical Services	4,943
Offices of Physicians (except Mental Health Specialists)	3,864
Analytical Laboratory Instrument Manufacturing	3,679
Office Administrative Services	2,704
Administrative Management and General Management Consulting Services	2,547
Medical, Dental, and Hospital Equipment and Supplies Merchant Wholesalers	2,469
Wholesale Trade Agents and Brokers	2,232
Custom Computer Programming Services	2,101
Surgical Appliance and Supplies Manufacturing	1,927
Computer Systems Design Services	1,743
Engineering Services	1,518
Offices of Other Holding Companies	1,516
Employment Placement Agencies	1,442
Software Publishers	1,423
Offices of Lawyers	1,354
Commercial Banking	1,292
Offices of Certified Public Accountants	1,247
Full-Service Restaurants	1,147

Previous Industries	Transitions
Insurance Agencies and Brokerages	1,038
Other Computer Related Services	1,029
All Other Miscellaneous Retailers	1,002
Other Management Consulting Services	971
National Security	964
Limited-Service Restaurants	912
Marketing Consulting Services	813
Department Stores	807
Temporary Help Services	798
Elementary and Secondary Schools	776
Electromedical and Electrotherapeutic Apparatus Manufacturing	747
Clothing and Clothing Accessories Retailers	725
Offices of Real Estate Agents and Brokers	719
Computing Infrastructure Providers, Data Processing, Web Hosting, and Related Services	712
Supermarkets and Other Grocery Retailers (except Convenience Retailers)	620
Cut and Sew Apparel Manufacturing (except Contractors)	548
Wireless Telecommunications Carriers (except Satellite)	543
Electronics and Appliance Retailers	470
Search, Detection, Navigation, Guidance, Aeronautical, and Nautical System and Instrument Manufacturing	467
Hotels (except Casino Hotels) and Motels	460
Other Miscellaneous Durable Goods Merchant Wholesalers	449
Electronic Computer Manufacturing	418
Soap and Other Detergent Manufacturing	407
Commercial and Service Industry Machinery Manufacturing	403

Previous Industries	Transitions
Soft Drink Manufacturing	396
All Other Miscellaneous Food Manufacturing	392
Computer Terminal and Other Computer Peripheral Equipment Manufacturing	391
All Other Miscellaneous Manufacturing	370
Plastics Material and Resin Manufacturing	367
All Other Basic Organic Chemical Manufacturing	350
Automobile and Light Duty Motor Vehicle Manufacturing	317
Bottled Water Manufacturing	313
Abrasive Product Manufacturing	303
Electrical Contractors and Other Wiring Installation Contractors	295
Commercial and Institutional Building Construction	286
All Other Miscellaneous Chemical Product and Preparation Manufacturing	284
Semiconductor and Related Device Manufacturing	271
All Other Plastics Product Manufacturing	261
Other Measuring and Controlling Device Manufacturing	254
Toilet Preparation Manufacturing	242
Plumbing, Heating, and Air-Conditioning Contractors	234
Aircraft Manufacturing	225
Aircraft Engine and Engine Parts Manufacturing	223
Other Motor Vehicle Parts Manufacturing	217
Industrial Machinery and Equipment Merchant Wholesalers	204
All Other Industrial Machinery Manufacturing	200
Paint and Coating Manufacturing	197
Relay and Industrial Control Manufacturing	189

Previous Industries	Transitions
Commercial Printing (except Screen and Books)	186
Petroleum Refineries	168
All Other Miscellaneous Electrical Equipment and Component Manufacturing	145
Apparel Accessories and Other Apparel Manufacturing	141
Printed Circuit Assembly (Electronic Assembly) Manufacturing	128
Footwear Manufacturing	115
Guided Missile and Space Vehicle Manufacturing	108
Breweries	102
Instruments and Related Products Manufacturing for Measuring, Displaying, and Controlling Industrial Process Variables	98
Other Electronic Component Manufacturing	97
Radio and Television Broadcasting and Wireless Communications Equipment Manufacturing	93
Other Aircraft Parts and Auxiliary Equipment Manufacturing	91
Corrugated and Solid Fiber Box Manufacturing	85
Other Engine Equipment Manufacturing	82
Construction Machinery Manufacturing	74
Oil and Gas Field Machinery and Equipment Manufacturing	73
Other Communications Equipment Manufacturing	72
Computer Storage Device Manufacturing	57
Air-Conditioning and Warm Air Heating Equipment and Commercial and Industrial Refrigeration Equipment Manufacturing	56
Major Household Appliance Manufacturing	54
Machine Shops	52
Power-Driven Handtool Manufacturing	50
Wineries	48

Previous Industries	Transitions
Farm Machinery and Equipment Manufacturing	39
Rubber and Plastics Hoses and Belting Manufacturing	39
Following Industries	Transitions
Pharmaceutical Preparation Manufacturing	273,887
Research and Development in Biotechnology (except Nanobiotechnology)	14,274
Biological Product (except Diagnostic) Manufacturing	8,321
Research and Development in the Physical, Engineering, and Life Sciences (except Nanotechnology and Biotechnology)	7,529
Colleges, Universities, and Professional Schools	6,808
Medicinal and Botanical Manufacturing	5,744
Drugs and Druggists' Sundries Merchant Wholesalers	5,508
Surgical and Medical Instrument Manufacturing	5,354
Office Administrative Services	5,264
All Other Professional, Scientific, and Technical Services	4,477
Analytical Laboratory Instrument Manufacturing	3,329
General Medical and Surgical Hospitals	2,968
Wholesale Trade Agents and Brokers	2,438
Medical, Dental, and Hospital Equipment and Supplies Merchant Wholesalers	2,438
Offices of Physicians (except Mental Health Specialists)	2,331
Offices of Other Holding Companies	2,019
Administrative Management and General Management Consulting Services	2,003
Custom Computer Programming Services	1,754
Software Publishers	1,613
Surgical Appliance and Supplies Manufacturing	1,526

Following Industries	Transitions
Commercial Banking	1,264
Engineering Services	1,257
Computer Systems Design Services	1,180
Other Scientific and Technical Consulting Services	1,044
All Other Miscellaneous Retailers	992
Other Computer Related Services	890
Insurance Agencies and Brokerages	798
Offices of Real Estate Agents and Brokers	783
Other Management Consulting Services	776
Offices of Certified Public Accountants	761
Electromedical and Electrotherapeutic Apparatus Manufacturing	743
Employment Placement Agencies	737
Limited-Service Restaurants	684
Computing Infrastructure Providers, Data Processing, Web Hosting, and Related Services	679
Marketing Consulting Services	655
Elementary and Secondary Schools	584
Full-Service Restaurants	547
Web Search Portals and All Other Information Services	538
Commercial and Service Industry Machinery Manufacturing	491
Temporary Help Services	486
Search, Detection, Navigation, Guidance, Aeronautical, and Nautical System and Instrument Manufacturing	420
Semiconductor and Related Device Manufacturing	393
National Security	380
Clothing and Clothing Accessories Retailers	355

Following Industries	Transitions
Cut and Sew Apparel Manufacturing (except Contractors)	354
Electronic Computer Manufacturing	350
Soap and Other Detergent Manufacturing	341
All Other Miscellaneous Chemical Product and Preparation Manufacturing	332
Bottled Water Manufacturing	332
Other Miscellaneous Durable Goods Merchant Wholesalers	331
Automobile and Light Duty Motor Vehicle Manufacturing	316
All Other Miscellaneous Food Manufacturing	301
Other Measuring and Controlling Device Manufacturing	292
All Other Miscellaneous Manufacturing	276
All Other Basic Organic Chemical Manufacturing	264
Computer Terminal and Other Computer Peripheral Equipment Manufacturing	262
Plastics Material and Resin Manufacturing	247
Aircraft Manufacturing	244
Commercial and Institutional Building Construction	237
Soft Drink Manufacturing	233
Toilet Preparation Manufacturing	226
Relay and Industrial Control Manufacturing	219
Other Basic Inorganic Chemical Manufacturing	213
Plumbing, Heating, and Air-Conditioning Contractors	196
All Other Plastics Product Manufacturing	187
Electrical Contractors and Other Wiring Installation Contractors	179
Industrial Machinery and Equipment Merchant Wholesalers	173
Paint and Coating Manufacturing	166

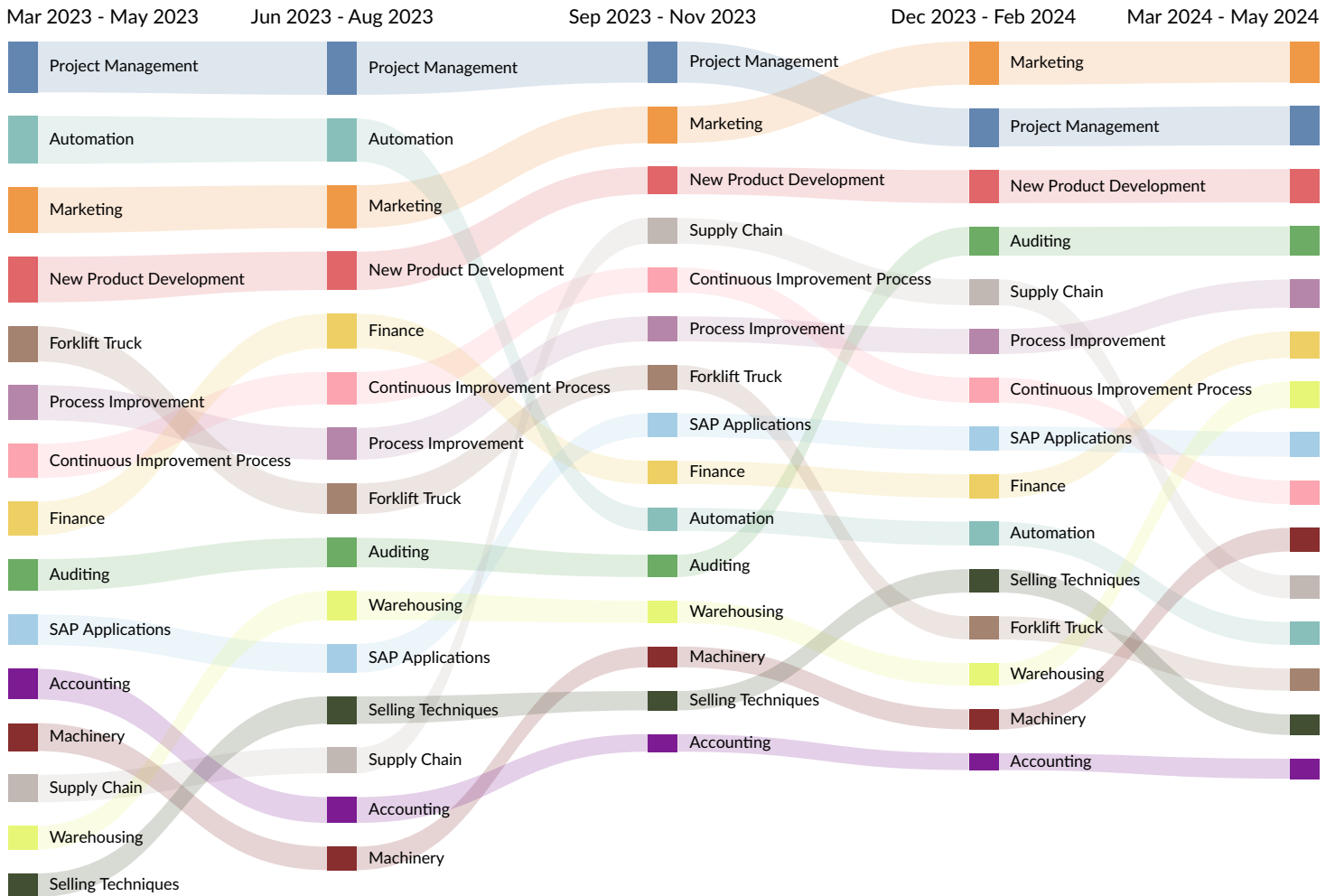
Following Industries	Transitions
Printed Circuit Assembly (Electronic Assembly) Manufacturing	154
All Other Industrial Machinery Manufacturing	144
Other Motor Vehicle Parts Manufacturing	139
Guided Missile and Space Vehicle Manufacturing	134
Aircraft Engine and Engine Parts Manufacturing	132
Apparel Accessories and Other Apparel Manufacturing	116
Commercial Printing (except Screen and Books)	114
Chocolate and Confectionery Manufacturing from Cacao Beans	113
Other Electronic Component Manufacturing	106
All Other Miscellaneous Electrical Equipment and Component Manufacturing	104
Petroleum Refineries	95
Footwear Manufacturing	93
Abrasive Product Manufacturing	87
Other Communications Equipment Manufacturing	83
Oil and Gas Field Machinery and Equipment Manufacturing	80
Instruments and Related Products Manufacturing for Measuring, Displaying, and Controlling Industrial Process Variables	68
Radio and Television Broadcasting and Wireless Communications Equipment Manufacturing	65
Construction Machinery Manufacturing	61
Corrugated and Solid Fiber Box Manufacturing	57
Breweries	55
Other Aircraft Parts and Auxiliary Equipment Manufacturing	51
Other Engine Equipment Manufacturing	47
All Other Miscellaneous Fabricated Metal Product Manufacturing	46

Following Industries	Transitions
Power-Driven Handtool Manufacturing	44
Farm Machinery and Equipment Manufacturing	42
Air-Conditioning and Warm Air Heating Equipment and Commercial and Industrial Refrigeration Equipment Manufacturing	37
Audio and Video Equipment Manufacturing	37
Computer Storage Device Manufacturing	35
Wineries	34
Machine Shops	34
Major Household Appliance Manufacturing	31
Rubber and Plastics Hoses and Belting Manufacturing	17


What skills are they posting for?

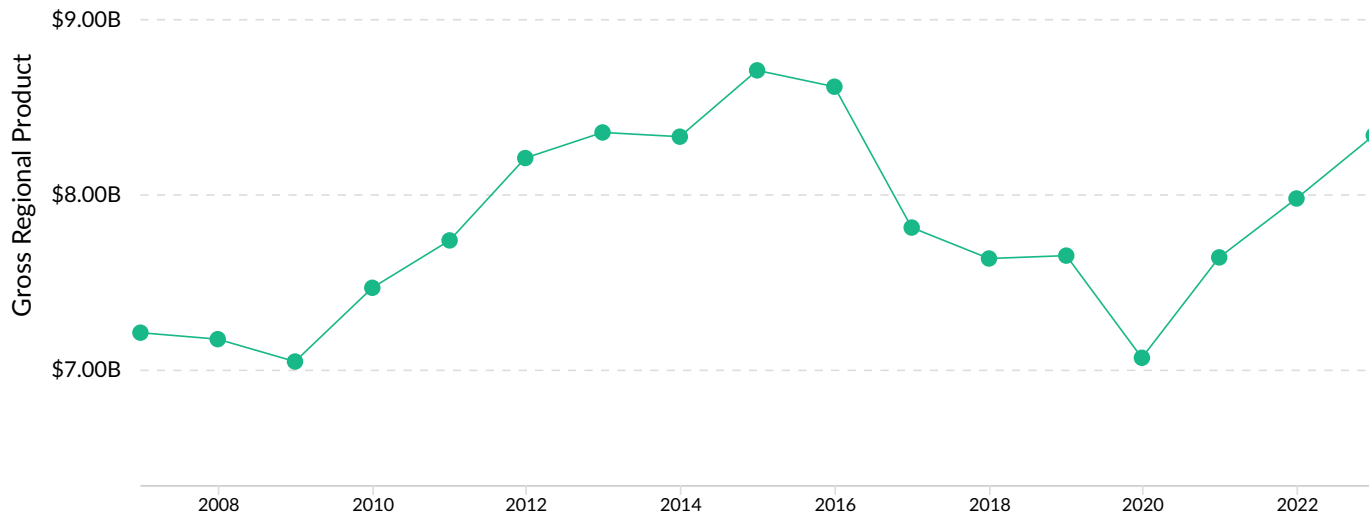
Top 15 Skills for All Job Types by Quarter

Skills help us understand the direction an industry is headed.



Gross Regional Product (GRP)





Industry Requirements

Purchases from	In-region Purchases	Imported Purchases	Total Purchases
Animal Production	\$53,589	\$640,090,270	\$640,143,859
Iron and Steel Mills and Ferroalloy Manufacturing	\$455,936	\$571,930,975	\$572,386,911
Crop Production	\$11,049,023	\$428,153,688	\$439,202,711
Corporate, Subsidiary, and Regional Managing Offices	\$354,583,248	\$1,931,817	\$356,515,065
Plastics Material and Resin Manufacturing	\$3,477,466	\$164,039,383	\$167,516,849