

# Transportation and Warehousing in Milwaukee County, WI

# Contents

What is Lightcast Data? .....	1
Report Parameters .....	2
Workforce Map .....	3
Executive Summary .....	4
Supply (Jobs) .....	5
Demographic Details .....	7
Demand .....	9
What skills are they posting for? .....	19

## What is Lightcast Data?

Lightcast data is a hybrid dataset derived from official government sources such as the US Census Bureau, Bureau of Economic Analysis, and Bureau of Labor Statistics. Leveraging the unique strengths of each source, our data modeling team creates an authoritative dataset that captures more than 99% of all workers in the United States. This core offering is then enriched with data from online social profiles, resumés, and job postings to give you a complete view of the workforce.

Lightcast data is frequently cited in major publications such as *The Atlantic*, *Forbes*, *Harvard Business Review*, *The New York Times*, *The Wall Street Journal*, and *USA Today*.



## Report Parameters

### 1 Industry

48      Transportation and Warehousing

---

### 1 County

55079      Milwaukee County, WI

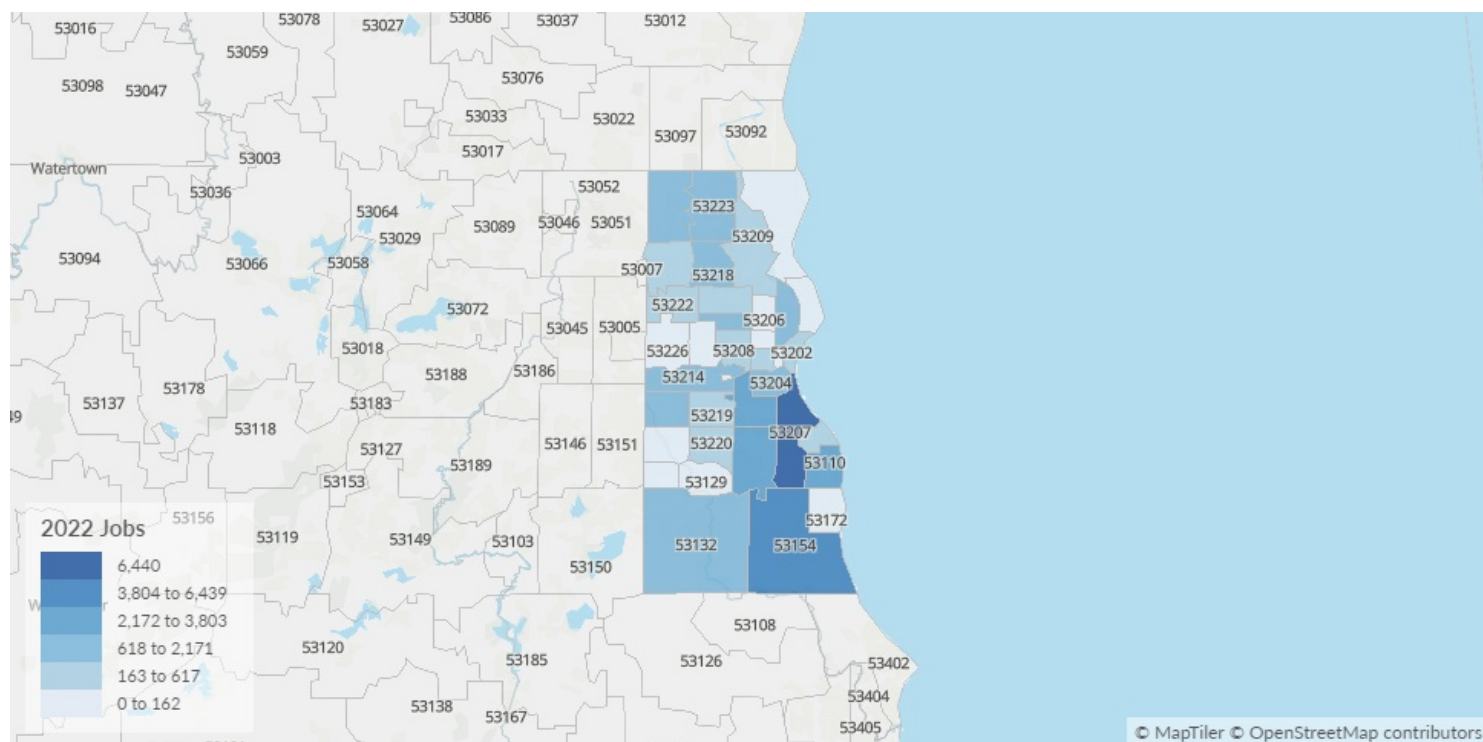
---

### Class of Worker

QCEW Employees, Non-QCEW Employees, and Self-Employed

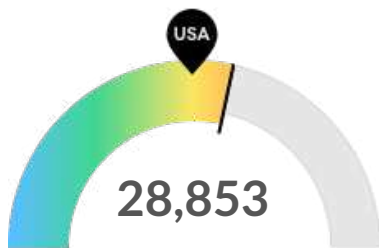
The information in this report pertains to the chosen industry and geographical area.

## Workforce Map



## Executive Summary

### Aggressive Hiring Competition Over a Deep Supply of Regional Talent



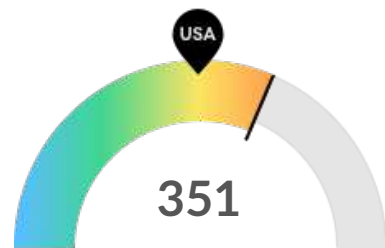
**Supply (Jobs)**

Milwaukee County, WI is a hotspot for this kind of talent. The national average for an area this size is 23,827\* employees, while there are 28,853 here.



**Earnings Per Job**

Earnings per job are below the national average. The national average salary for Transportation and Warehousing in an area this size is \$72,284, while in Milwaukee County, WI it is \$63,257. Earnings per jobs is the total industry earnings divided by the number of jobs in the industry.



**Demand (Job Postings)**

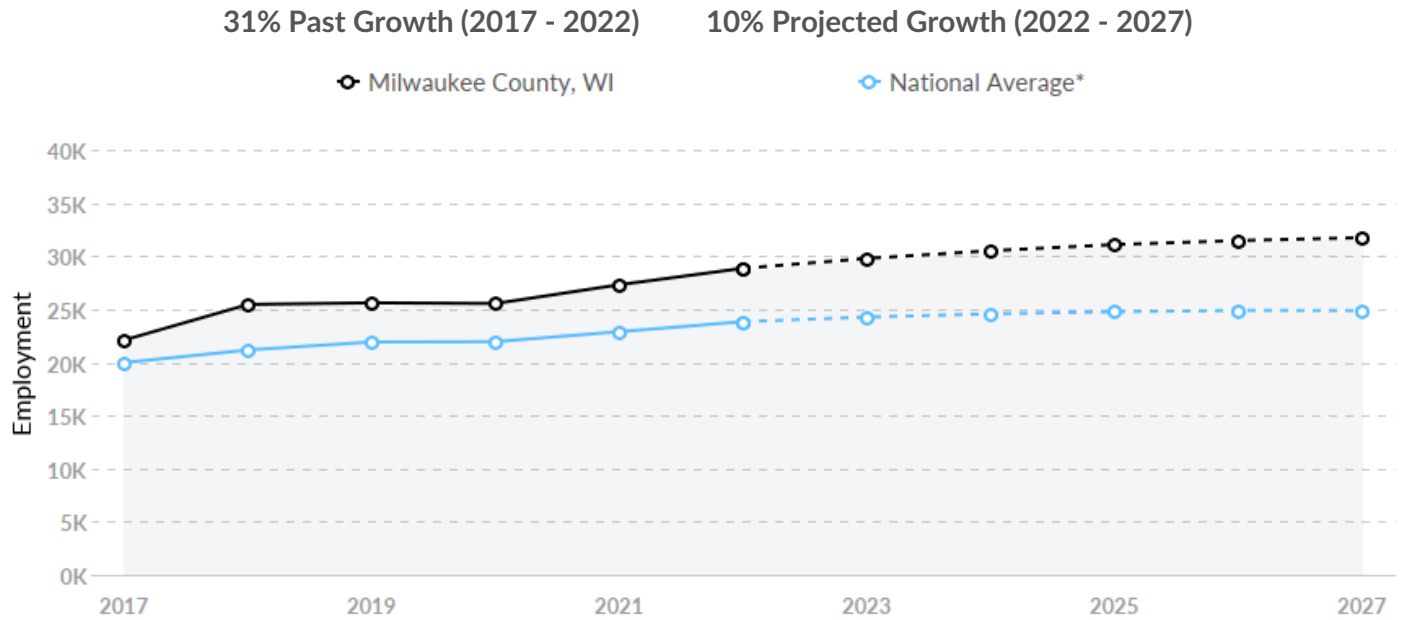
Competition from online job postings is high in Milwaukee County, WI. The national average for an area this size is 246\* job postings/mo, while there are 351 here.

\*National average values are derived by taking the national value for Transportation and Warehousing and scaling it down to account for the difference in overall workforce size between the nation and Milwaukee County, WI. In other words, the values represent the national average adjusted for region size.

## Supply (Jobs)

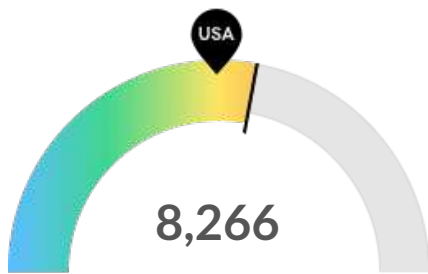
### Supply Is Higher Than the National Average

The regional vs. national average employment helps you understand if the supply of Transportation and Warehousing is a strength or weakness for Milwaukee County, WI, and how it is changing relative to the nation. An average area of this size would have 23,827\* employees, while there are 28,853 here. This higher than expected supply may make it easier to find candidates. The gap between expected and actual employment is expected to increase over the next 5 years.



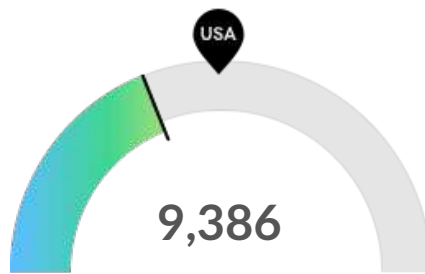
\*National average values are derived by taking the national value for Transportation and Warehousing and scaling it down to account for the difference in overall workforce size between the nation and Milwaukee County, WI. In other words, the values represent the national average adjusted for region size.

## Retirement Risk Is High, While Overall Diversity Is Low



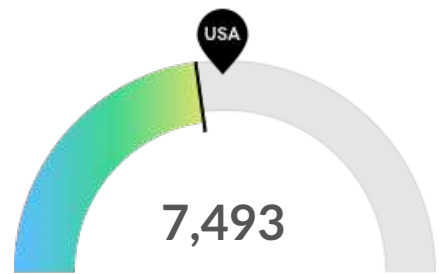
**Retiring Soon**

Retirement risk is high in Milwaukee County, WI. The national average for an area this size is 7,007\* employees 55 or older, while there are 8,266 here.



**Racial Diversity**

Racial diversity is low in Milwaukee County, WI. The national average for an area this size is 13,659\* racially diverse employees, while there are 9,386 here.



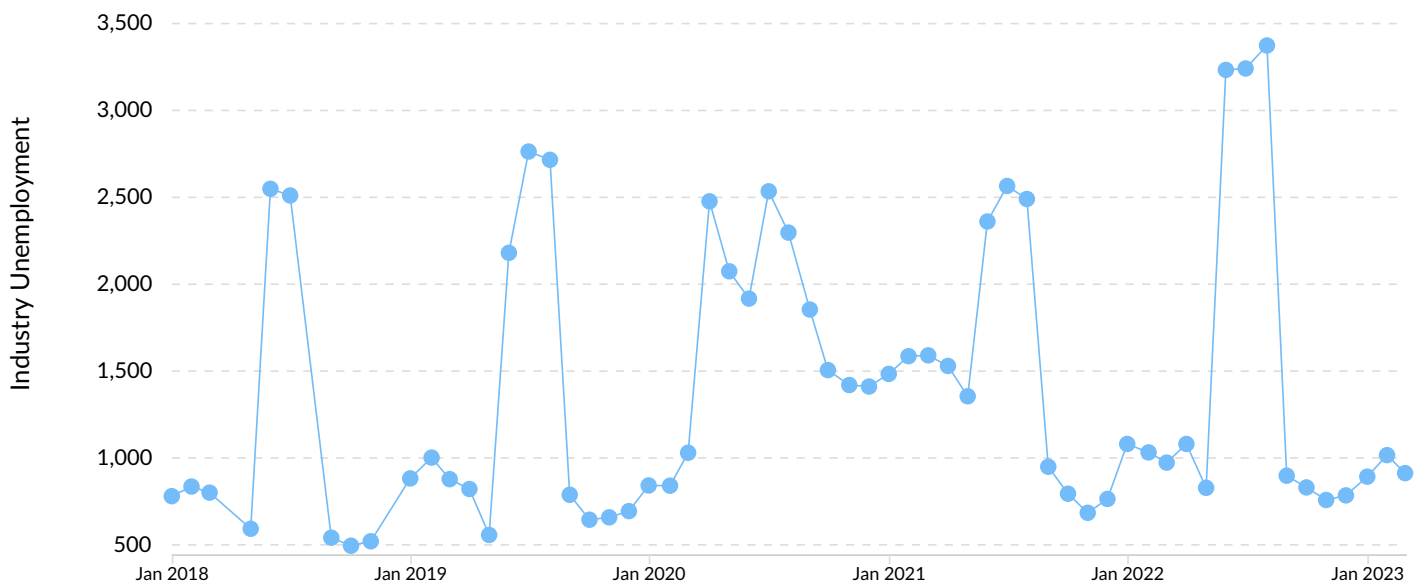
**Gender Diversity**

Gender diversity is low in Milwaukee County, WI. The national average for an area this size is 8,535\* female employees, while there are 7,493 here.

\*National average values are derived by taking the national value for Transportation and Warehousing and scaling it down to account for the difference in overall workforce size between the nation and Milwaukee County, WI. In other words, the values represent the national average adjusted for region size.

## Unemployment Rate Trends

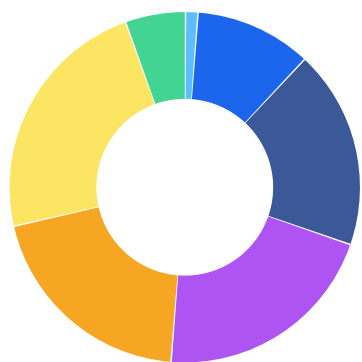
Unemployment shown at the 2-digit sector level.





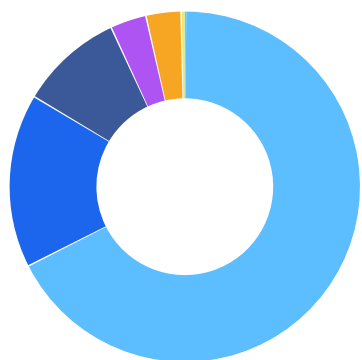
## Demographic Details

### Industry Age Breakdown



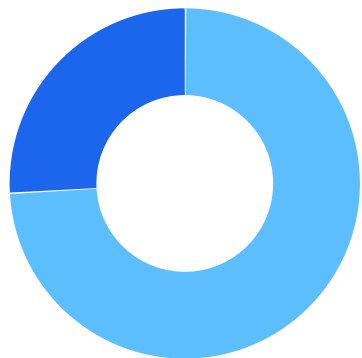
	% of Jobs	Jobs
14-18	1.1%	330
19-24	10.8%	3,107
25-34	18.3%	5,287
35-44	20.9%	6,044
45-54	20.2%	5,819
55-64	23.1%	6,666
65+	5.5%	1,600

### Industry Race/Ethnicity Breakdown



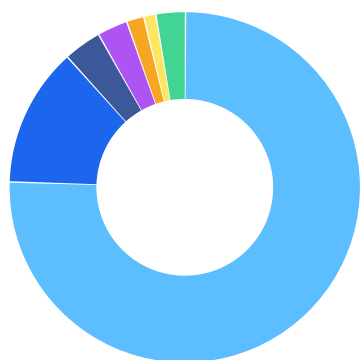
	% of Jobs	Jobs
White	67.5%	19,467
Black or African American	16.0%	4,628
Hispanic or Latino	9.5%	2,748
Asian	3.3%	961
Two or More Races	3.2%	931
American Indian or Alaska Native	0.4%	109
Native Hawaiian or Other Pacific Islander	0.0%	10

## Industry Gender Breakdown



	% of Jobs	Jobs
<span style="color: #00AEEF;">●</span> Males	74.0%	21,360
<span style="color: #0056B3;">●</span> Females	26.0%	7,493

## Most Jobs are Found in the Transportation and Material Moving Occupations Industry Sector



Occupation	% of Industry in Occupation (2022)
<span style="color: #00AEEF;">●</span> Transportation and Material Moving Occupations	75.4%
<span style="color: #0056B3;">●</span> Office and Administrative Support Occupations	12.8%
<span style="color: #003366;">●</span> Installation, Maintenance, and Repair Occupations	3.5%
<span style="color: #800080;">●</span> Management Occupations	2.8%
<span style="color: #FF8C00;">●</span> Business and Financial Operations Occupations	1.6%
<span style="color: #FFD700;">●</span> Sales and Related Occupations	1.1%
<span style="color: #008000;">●</span> Other	2.7%

## Demand



### 494 Employers Competing

All employers in the region who posted for this job over the last 12 months.



### 4,214 Unique Job Postings

The number of unique postings for this job over the last 12 months.



### 30 Day Median Duration

Posting duration is 1 day shorter than what's typical in the region.

Top Companies	Unique Postings
Transdev	366 <div></div>
Roundy's	294 <div></div>
Hellermannntyton	208 <div></div>
UPS	206 <div></div>
FedEx	156 <div></div>

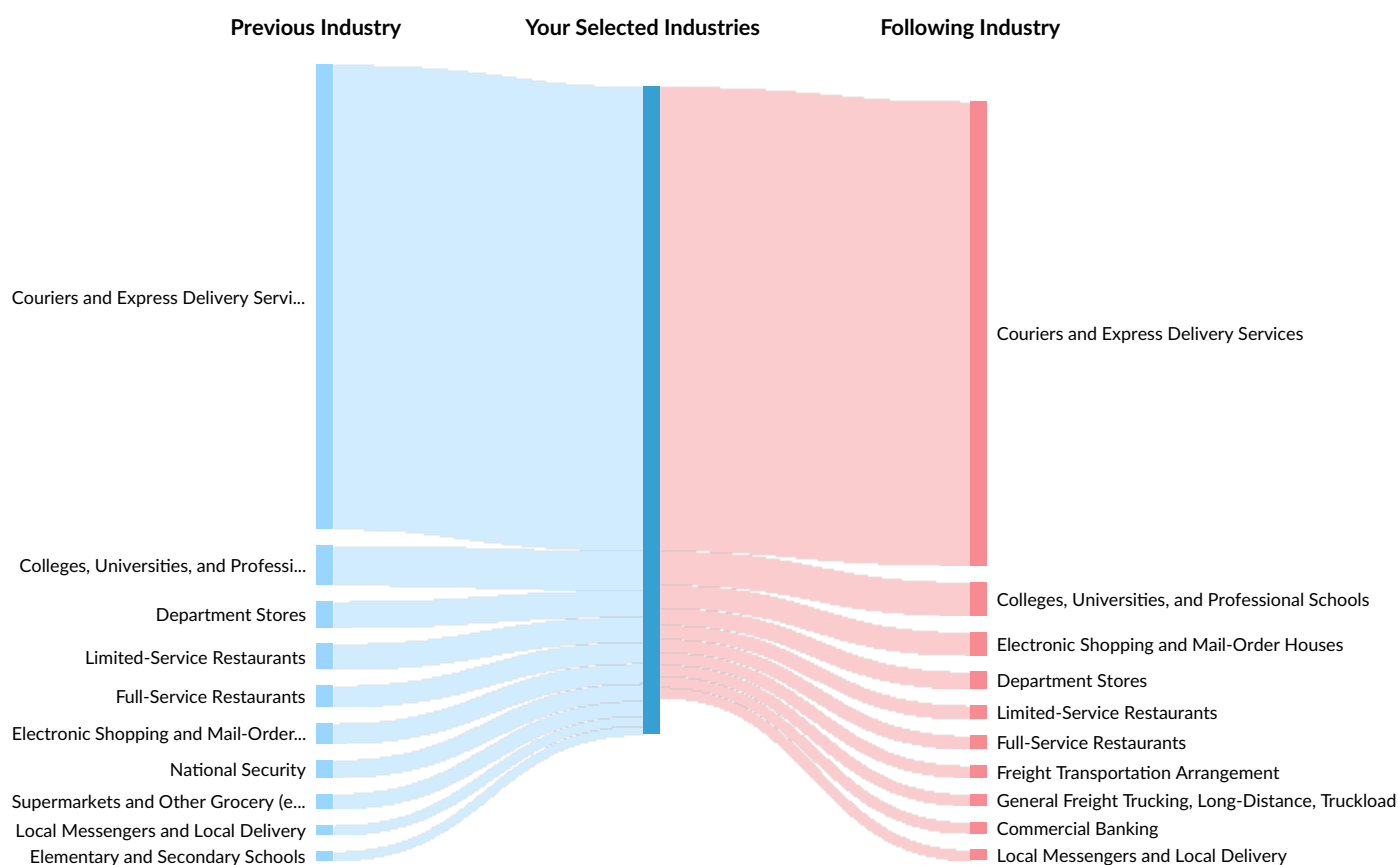
Top Job Titles	Unique Postings
CDL-A Truck Drivers	113 <div></div>
Forklift Operators	74 <div></div>
Delivery Drivers	71 <div></div>
OTR CDL-A Truck Drivers	58 <div></div>
Dispatchers	57 <div></div>

## Industry Gain and Drain

The table below analyzes the profiles of current and past people in your selected industries. The left column shows job transitions from other industries to your selected industries. The right column shows job transitions from your selected industries to other industries.

Please note, results are only available at the national level and the 6-digit NAICS level. Also your selection has been limited to 100 industries.

The following represents the job transitions of employees in your selected industries in the United States:



Previous Industries	Transitions
Couriers and Express Delivery Services	49,114
Colleges, Universities, and Professional Schools	4,202
Department Stores	2,753
Limited-Service Restaurants	2,688

Previous Industries	Transitions
Full-Service Restaurants	2,247
Electronic Shopping and Mail-Order Houses	2,138
National Security	1,844
Supermarkets and Other Grocery (except Convenience) Stores	1,580
Local Messengers and Local Delivery	1,041
Elementary and Secondary Schools	954
Commercial Banking	861
Freight Transportation Arrangement	764
General Freight Trucking, Long-Distance, Truckload	752
Taxi Service	751
All Other Professional, Scientific, and Technical Services	700
Scheduled Passenger Air Transportation	697
Hardware Stores	696
Insurance Agencies and Brokerages	678
Hotels (except Casino Hotels) and Motels	674
Employment Placement Agencies	670
General Medical and Surgical Hospitals	645
Custom Computer Programming Services	642
Wireless Telecommunications Carriers (except Satellite)	596
Family Clothing Stores	526
Electronics Stores	525
Temporary Help Services	504
Home Centers	495
Computer Systems Design Services	493
Software Publishers	473
Security Guards and Patrol Services	466

Previous Industries	Transitions
Pharmacies and Drug Stores	445
Junior Colleges	441
Fitness and Recreational Sports Centers	431
Offices of Physicians (except Mental Health Specialists)	425
Sporting Goods Stores	425
Other Computer Related Services	414
Data Processing, Hosting, and Related Services	396
General Warehousing and Storage	390
Other General Government Support	385
Engineering Services	381
Marketing Consulting Services	371
Process, Physical Distribution, and Logistics Consulting Services	351
General Freight Trucking, Local	350
Offices of Real Estate Agents and Brokers	348
Administrative Management and General Management Consulting Services	346
Golf Courses and Country Clubs	334
Offices of Lawyers	310
Religious Organizations	304
Postal Service	302
Automobile Manufacturing	296
Other Miscellaneous Durable Goods Merchant Wholesalers	291
Offices of Certified Public Accountants	287
All Other Miscellaneous Store Retailers (except Tobacco Stores)	278
Commercial and Institutional Building Construction	275

Previous Industries	Transitions
New Car Dealers	271
Furniture Stores	271
Internet Publishing and Broadcasting and Web Search Portals	255
Soft Drink Manufacturing	251
Wholesale Trade Agents and Brokers	248
Financial Transactions Processing, Reserve, and Clearinghouse Activities	242
Gasoline Stations with Convenience Stores	237
Plumbing, Heating, and Air-Conditioning Contractors	231
Women's Clothing Stores	228
Electronic Computer Manufacturing	226
All Other Personal Services	225
Scheduled Freight Air Transportation	212
Direct Property and Casualty Insurance Carriers	209
Other Management Consulting Services	206
Other Airport Operations	194
Electrical Contractors and Other Wiring Installation Contractors	193
Other Support Activities for Air Transportation	180
General Freight Trucking, Long-Distance, Less Than Truckload	176
Specialized Freight (except Used Goods) Trucking, Long-Distance	170
All Other Information Services	154
Other Scientific and Technical Consulting Services	152
Offices of Other Holding Companies	145
Other Nonscheduled Air Transportation	125
Support Activities for Oil and Gas Operations	124

Previous Industries	Transitions
Search, Detection, Navigation, Guidance, Aeronautical, and Nautical System and Instrument Manufacturing	100
Refrigerated Warehousing and Storage	98
Used Household and Office Goods Moving	98
Aircraft Manufacturing	97
Line-Haul Railroads	92
All Other Support Activities for Transportation	82
Specialized Freight (except Used Goods) Trucking, Local	70
All Other Transit and Ground Passenger Transportation	59
Other Warehousing and Storage	52
Nonscheduled Chartered Passenger Air Transportation	50
Support Activities for Rail Transportation	48
Nonscheduled Chartered Freight Air Transportation	48
Other Support Activities for Road Transportation	45
School and Employee Bus Transportation	42
Mixed Mode Transit Systems	24
Special Needs Transportation	24
Bus and Other Motor Vehicle Transit Systems	20
Scenic and Sightseeing Transportation, Water	15
Marine Cargo Handling	13
Air Traffic Control	8
Pipeline Transportation of Natural Gas	7
All Other Pipeline Transportation	0
Following Industries	Transitions
Couriers and Express Delivery Services	49,114
Colleges, Universities, and Professional Schools	3,585



Following Industries	Transitions
Electronic Shopping and Mail-Order Houses	2,447
Department Stores	1,807
Limited-Service Restaurants	1,472
Full-Service Restaurants	1,417
Freight Transportation Arrangement	1,297
General Freight Trucking, Long-Distance, Truckload	1,232
Commercial Banking	1,171
Local Messengers and Local Delivery	1,138
Supermarkets and Other Grocery (except Convenience) Stores	1,030
Taxi Service	955
Insurance Agencies and Brokerages	929
Elementary and Secondary Schools	915
General Medical and Surgical Hospitals	903
National Security	887
All Other Professional, Scientific, and Technical Services	871
Custom Computer Programming Services	831
Software Publishers	830
Employment Placement Agencies	761
Computer Systems Design Services	695
Hardware Stores	669
Temporary Help Services	649
Engineering Services	648
Offices of Physicians (except Mental Health Specialists)	585
Offices of Real Estate Agents and Brokers	577
Administrative Management and General Management Consulting Services	533

Following Industries	Transitions
Security Guards and Patrol Services	533
Data Processing, Hosting, and Related Services	527
Other General Government Support	513
Other Computer Related Services	510
General Warehousing and Storage	506
Offices of Certified Public Accountants	505
Hotels (except Casino Hotels) and Motels	501
Scheduled Passenger Air Transportation	496
Wireless Telecommunications Carriers (except Satellite)	475
Automobile Manufacturing	447
Home Centers	444
Electronics Stores	443
General Freight Trucking, Local	428
Commercial and Institutional Building Construction	416
Marketing Consulting Services	391
Wholesale Trade Agents and Brokers	374
Junior Colleges	369
Direct Health and Medical Insurance Carriers	364
Financial Transactions Processing, Reserve, and Clearinghouse Activities	360
Postal Service	356
Family Clothing Stores	356
Pharmacies and Drug Stores	352
Fitness and Recreational Sports Centers	348
Offices of Lawyers	346
Process, Physical Distribution, and Logistics Consulting Services	330

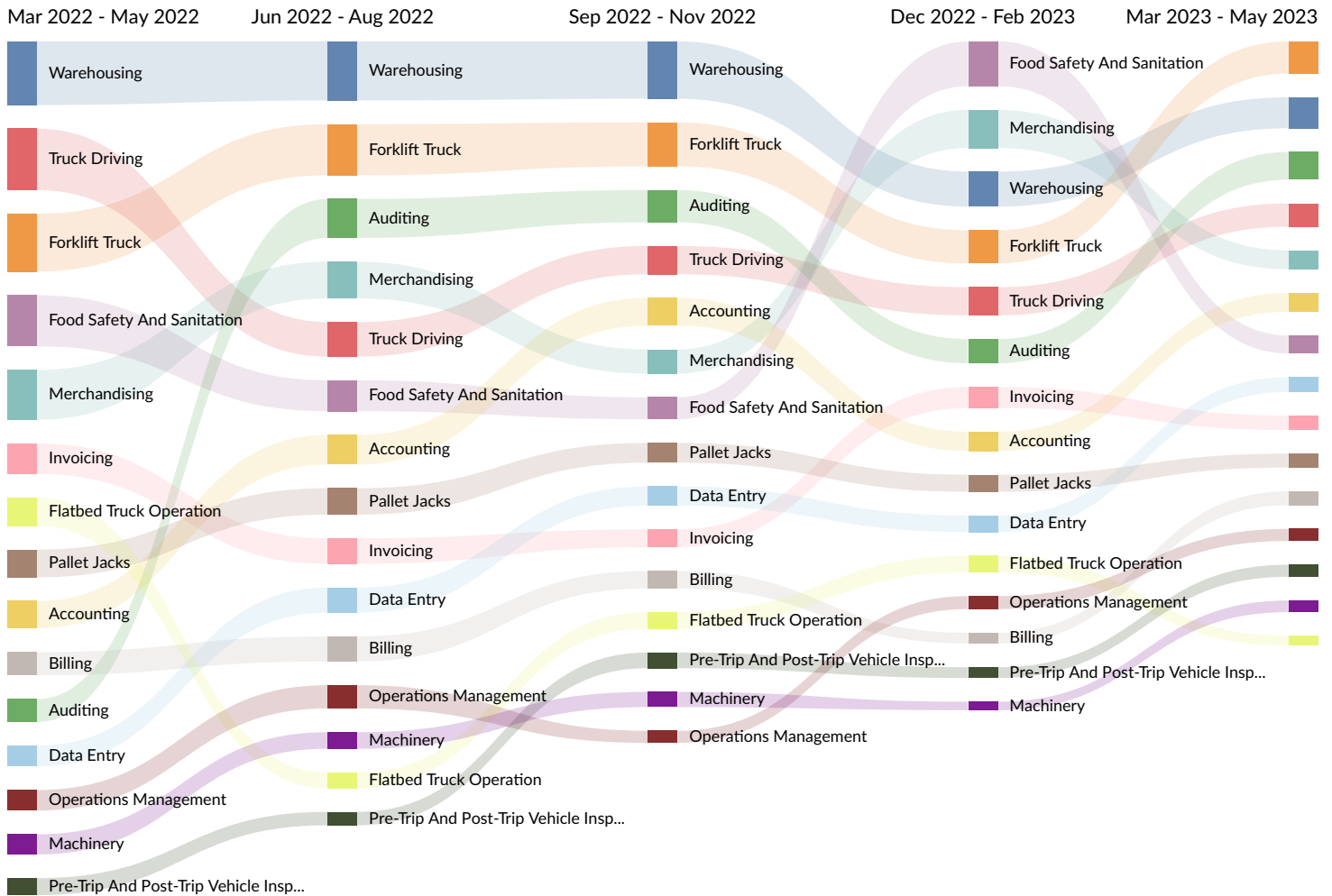
Following Industries	Transitions
General Freight Trucking, Long-Distance, Less Than Truckload	325
Other Miscellaneous Durable Goods Merchant Wholesalers	308
Electrical Contractors and Other Wiring Installation Contractors	302
Soft Drink Manufacturing	300
Pharmaceutical Preparation Manufacturing	294
Direct Property and Casualty Insurance Carriers	293
All Other Personal Services	282
Plumbing, Heating, and Air-Conditioning Contractors	275
Other Scientific and Technical Consulting Services	269
Investment Advice	266
Internet Publishing and Broadcasting and Web Search Portals	247
Electronic Computer Manufacturing	244
All Other Miscellaneous Store Retailers (except Tobacco Stores)	240
Other Nonscheduled Air Transportation	233
Other Management Consulting Services	228
Search, Detection, Navigation, Guidance, Aeronautical, and Nautical System and Instrument Manufacturing	226
Surgical and Medical Instrument Manufacturing	214
Aircraft Manufacturing	209
Specialized Freight (except Used Goods) Trucking, Long-Distance	206
Offices of Other Holding Companies	201
All Other Information Services	195
Other Airport Operations	181
All Other Support Activities for Transportation	156

Following Industries	Transitions
Research and Development in the Physical, Engineering, and Life Sciences (except Nanotechnology and Biotechnology)	151
Other Support Activities for Air Transportation	143
Support Activities for Oil and Gas Operations	134
Refrigerated Warehousing and Storage	125
Used Household and Office Goods Moving	106
Line-Haul Railroads	94
Scheduled Freight Air Transportation	90
Other Support Activities for Road Transportation	70
Specialized Freight (except Used Goods) Trucking, Local	69
Other Warehousing and Storage	61
All Other Transit and Ground Passenger Transportation	60
Support Activities for Rail Transportation	60
Nonscheduled Chartered Passenger Air Transportation	45
School and Employee Bus Transportation	43
Mixed Mode Transit Systems	37
Special Needs Transportation	35
Motor Vehicle Towing	28
Nonscheduled Chartered Freight Air Transportation	25
Bus and Other Motor Vehicle Transit Systems	22
Scenic and Sightseeing Transportation, Water	21
Port and Harbor Operations	17
Marine Cargo Handling	10
Pipeline Transportation of Natural Gas	7
Air Traffic Control	4
All Other Pipeline Transportation	1

# What skills are they posting for?

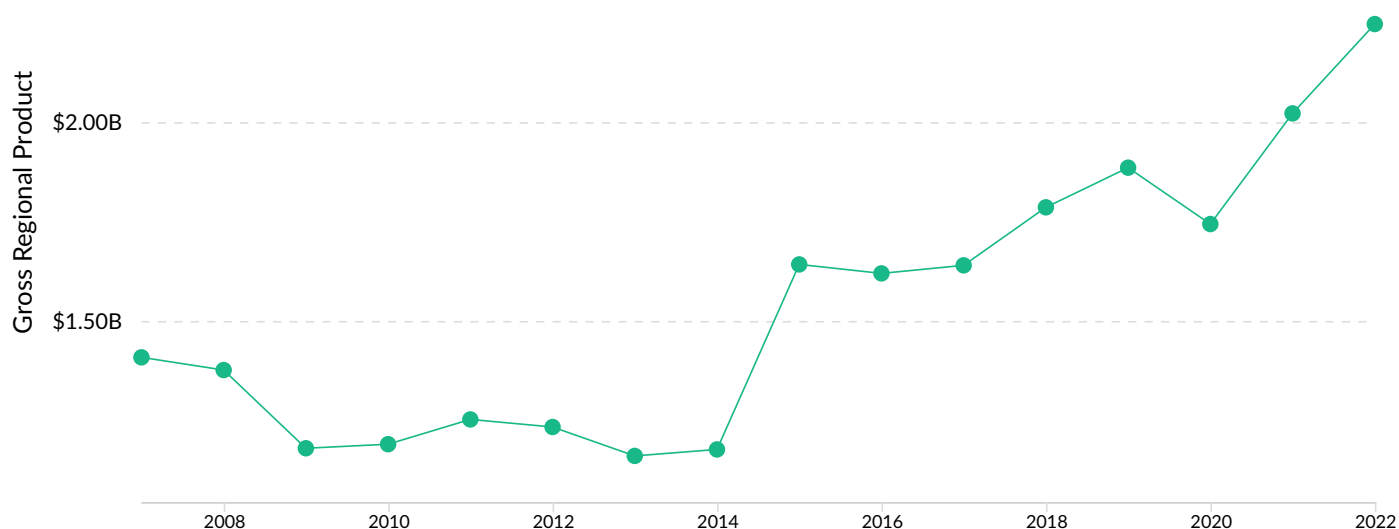
## Top 15 Skills for All Job Types by Quarter

Skills help us understand the direction an industry is headed.



## Gross Regional Product (GRP)

\$1.9B	\$278.8M	\$53.8M	\$2.2B
Earnings (2022)	Property Income (2022)	Taxes (2022)	Total GRP (2022)



## Industry Requirements

Purchases from	In-region Purchases	Imported Purchases	Total Purchases
Couriers and Express Delivery Services	\$107,548,502	\$50,778,510	\$158,327,012
Petroleum Refineries	\$0	\$153,300,455	\$153,300,455
General Warehousing and Storage	\$84,634,003	\$55,562,534	\$140,196,537
Corporate, Subsidiary, and Regional Managing Offices	\$122,720,792	\$4,636,288	\$127,357,080
Freight Transportation Arrangement	\$126,377,592	\$785,288	\$127,162,880